



# CORAL TRIANGLE INITIATIVE

ON CORAL REEFS, FISHERIES AND FOOD SECURITY

## Summary Report: Regional Exchange on Developing an MPA Management Effectiveness Protocol to Support the Coral Triangle MPA System


Honiara, Solomon Islands, March 12-16, 2013



**USAID** | **ASIA**  
FROM THE AMERICAN PEOPLE



WWF The Nature Conservancy CONSERVATION INTERNATIONAL



# **Summary Report: Developing an MPA Management Effectiveness Protocol to Support the Coral Triangle MPA System**

Honiara, Solomon Islands, March 12-16, 2013

**Prepared for the US Agency for International Development  
By Tetra Tech ARD, Inc. under Contract No. EPP-I-00-06-00008-00**

**US CTI Support Program Document No. 09-USCTI-13**

## **DISCLAIMER**

**The views expressed in this document do not necessarily reflect the views of the United States Agency for International Development or the United States Government.**

**Cover Photo: MECDM, Solomon Islands**

# CONTENTS

<b>ACRONYMS&amp; ABBREVIATIONS .....</b>	<b>4</b>
<b>ACTIVITY REPORT .....</b>	<b>5</b>
Introduction.....	5
Summary of Proceedings.....	6
Results and Actions .....	7
1 – Country updates on MPA management effectiveness systems .....	7
2 – Country roadmaps toward the adoption of MPA management effectiveness programs .....	8
3 – CTMPAS nomination/selection process .....	8
4 – Regional criteria for CTMPAS sites: Category 1 .....	9
5 – Regional criteria for CTMPAS sites: Category 2 .....	10
6 – Regional criteria for CTMPAS sites: Category 3 .....	11
7 – Regional criteria for CTMPAS sites: Category 4 .....	11
8 – CTMPAS Advisory Group .....	12
9 – In-country nomination/selection processes and timelines .....	12
10 –Country Action Plans for MPA Management Effectiveness and CTMPAS Implementation ..	12
11 –Regional Action Plan for CTMPAS Implementation .....	12
12 – Priorities for Program Sustainability .....	14
13 –Other TWG decisions/actions .....	14
<b>ANNEXES.....</b>	<b>15</b>
A1: Agenda .....	16
A2: List of Participants and Resource Persons .....	20
A3: Country Roadmaps toward the Adoption of MPA Management Effectiveness Programs.....	23
a. Indonesia .....	23
b. Malaysia .....	24
c. PNG .....	25
d. Philippines .....	26
f. SolomonIslands.....	27
A4: In-Country CTMPAS Nomination and Selection Processes and Timelines .....	28
a. Indonesia .....	28
b. Malaysia .....	29
c. PNG .....	30
d. Philippines .....	31
e. SolomonIslands.....	32
A5: Country Action Plans for MPA Management Effectiveness and CTMPAS Implementation .....	33
a. Indonesia .....	33
b. Malaysia .....	34
c. PNG .....	35
d. Philippines .....	36
a. SolomonIslands.....	38
A6: MPA REX4 Participant Survey: Priorities for Program Sustainability .....	39
a. Priorities by country .....	39
Indonesia .....	39
Malaysia .....	40
PNG .....	42
Philippines.....	43
Solomon Islands .....	44
b. Top priorities by category.....	46
A7: Minutes of the 4 <sup>th</sup> MPA TWG Formal Meeting.....	47
A8: List of Presentations .....	56
A9: MPA REX4 Participant Evaluation Results.....	57

# ACRONYMS & ABBREVIATIONS

ACB	ASEAN Centre for Biodiversity
AIMS	Australian Institute of Marine Science
CT	Coral Triangle
CT6	CT Countries (Indonesia, Malaysia, Philippines, Papua New Guinea, Solomon Islands, and Timor-Leste)
CTC	Coral Triangle Center
CTI	abbreviated form of CTI-CFF
CTI-CFF	Coral Triangle Initiative on Coral Reefs, Fisheries and Food Security
CTMPAS	Coral Triangle Marine Protected Area System
E-MPA	Technical Guidelines for Evaluating the Management Effectiveness of Aquatic, Coast and Small Islands Conservation (Indonesia)
GBRMPA	Great Barrier Reef Marine Park Authority
ha.	hectare
ICRI	International Coral Reef Initiative
IUCN	International Union for Conservation of Nature
LMMA	Locally Managed Marine Area
MEAT	MPA Management Effectiveness Assessment Tool (Philippines)
MECDM	Ministry of Environment, Climate Change, Disaster Management and Meteorology (Solomon Islands)
MPA	marine protected area
MPAME	MPA management effectiveness
NCC	National CTI Coordinating Committee
NEAT	MPA Network Effectiveness Assessment Tool (Philippines)
NIPAS	National Integrated Protected Areas System (Philippines)
NOAA	National Oceanic and Atmospheric Administration (US)
PEMSEA	Partnerships in Environmental Management for the Seas of East Asia
PNG	Papua New Guinea
REX	Regional Exchange
RPOA	Regional Plan of Action (CTI-CFF)
SEAFDEC	Southeast Asian Fisheries Development Center
SILMMA	Solomon Islands Locally Management Marine Area
SOM	Senior Officials Meeting
SPC	Secretariat of the Pacific Community
SPREP	Secretariat of the Pacific Regional Environment Programme
TNC	The Nature Conservancy
TOR	terms of reference
TWG	technical working group
UNESCO	United Nations Educational, Scientific and Cultural Organization
USCTI	United States Coral Triangle Initiative Support Program

# ACTIVITY REPORT

## INTRODUCTION

Member countries of the Coral Triangle Initiative on Coral Reefs, Fisheries and Food Security (CTI-CFF) met in Honiara, Solomon Islands last 12-16 March 2013 for the 4<sup>th</sup> CTI regional exchange (REX4) on marine protected areas (MPA).

CTI-CFF (also referred to in this report as CTI) is composed of six countries (CT6), namely, Indonesia, Malaysia, Papua New Guinea (PNG), Philippines, Solomon Islands and Timor-Leste. All six countries, except Timor-Leste, were represented in this meeting, which focused on developing an MPA management effectiveness protocol to support the Coral Triangle MPA System (CTMPAS).

The CTI-CFF Regional Plan of Action (RPOA) for 2010-2020 defines CTMPAS as “composed of prioritized individual MPAs and networks of MPAs that are connected, resilient, and sustainably financed, and designed in ways that (i) generate significant income, livelihoods, and food security benefits for coastal communities; and (ii) conserve the region’s rich biological diversity.”

REX4 was held to address Goal 3 (*MPAs established and effectively managed*) of the RPOA and, specifically, to review and agree on key provisions of a draft framework for the CTMPAS. The development of the CTMPAS framework is a priority activity to support the development of a regional MPA system that contributes to the following action items under Goal 3 of the CTI-CFF RPOA:

- Action 1 (*Jointly establish overall goals, objectives, principle, and operational design elements for a [CTMPAS centered around priority MPA networks]*) and
- Action 3 (*Build capacity for effective management of the CTMPAS*).

Attended by a total of 32 participants, including 21 delegates from the five participating countries, REX4 consisted of four days of expert and country presentations and plenary and small group discussions. It culminated in the 4<sup>th</sup> formal meeting of the MPA Technical Working Group (TWG) convened to hammer out an agreement on key outputs from the REX.

REX4 built on three previous CTI REX's that tackled MPA network design, management effectiveness and the development of CTMPAS.

The first REX (REX1) that looked at MPA network/system design and operations was held in Phuket,

Thailand, in June 2010. That activity produced the following results: (1) a collective review of the current principles, objectives, models and regional case studies of MPA networks; (2) practical application of common network principles through the parallel designs of national MPA network pilot sites in each country; (3) draft priority objectives for a CTI Regional MPA System that could



Participants at the Regional Exchange on Developing an MPA Management Effectiveness Protocol to Support the Coral Triangle MPA System, held on March 12-16, 2013, in Honiara, Guadalcanal, Solomon Islands. (Photo: US CTI P/A Sia)

eventually be managed cooperatively by the CT countries; and (4) next steps toward collective efforts on MPAs and MPA networks.

REX2, held in Batangas, Philippines, in May 2011 provided participating countries with concepts, models, lessons and approaches for the development and operation of effective MPAs, networks and systems at both country and regional scales. The main outputs of REX2 were country action plans or roadmaps for the development and adoption of MPA effectiveness systems appropriate for each country.

At REX3 held in Sanur, Bali, Indonesia, the following year (26-30 March 2012), the countries initiated the process of developing the framework for the CTMPAS. It was at this REX that the CT6, along with their development partners and invited MPA experts, defined the objectives and initial structure of the CTMPAS, and set in motion the process of developing the CTMPAS framework. At REX3, the countries reached initial agreement on matters relating to the operationalization of the CTMPAS, in particular, the role of the CTI-CFF Regional Secretariat, the possibility of engaging another organization (reporting to the Regional Secretariat) that will handle CTMPAS operational coordination, the role of the CTI-CFF MPA TWG in CTMPAS, the need for and benefits of having an advisory group to advise the TWG, and data sharing system (CT Atlas) home and support.

REX4 was designed to produce the following outputs:

- Regional standards to support MPA management effectiveness within the Coral Triangle MPA System (CTMPAS) framework
- Finalization of CTMPAS framework based on inputs from the CTI National Coordinating Committees
- Nomination and selection criteria for initial flagship sites for inclusion in CTMPAS
- Proposal for 2013-2014 Priority Actions in support of the RPOA MPA Goal and CTMPAS implementation
- 4<sup>th</sup>CTI-CFF MPA Technical Working Group (TWG) Formal Meeting

REX4 was hosted by the Government of Solomon Islands through its CTI National Coordinating Committee (NCC) and the Ministry of Environment, Climate Change, Disaster Management and Meteorology (MECDM), with support from the US CTI Support Program (USCTI) and the National Oceanic and Atmospheric Administration (NOAA). This event activity is the last MPA REX under the US CTI Support Program that ends in September 2013.

## SUMMARY OF PROCEEDINGS

The workshop consisted of plenary and breakout sessions that included expert and peer presentations as well as participant discussions and exercises.

Day 1 included 8 sessions, including the opening session. Solomon Islands Permanent Secretary of the Ministry of Fisheries and Marine Resources Dr Chris Ramofafia delivered the keynote address at the opening session, and US Honorary Consul to the Solomon Islands Keithie Saunders was guest speaker. Presentations and discussions on Day 1 focused on MPA management effectiveness and the tools the countries use to monitor and assess the management of their MPAs.

Discussions on management effectiveness continued on Day 2, as the countries each developed their roadmaps toward adopting a management effectiveness program, and together explored options for developing a regional management effectiveness system.

On Day 3 and Day 4, the workshop focused on fleshing out the implementation of the CTMPAS, including its data requirements, nomination process, selection criteria and operational needs.

Participant exercises included a survey on country and regional priorities for the sustainability of the CTMPAS and reef conservation in the Coral Triangle in general.

The 4<sup>th</sup> CTI-CFF MPA TWG formal meeting capped the four-and-a-half-day activity. The meeting, held on 16 March 2013, reviewed key workshop outcomes, affirmed country agreements and decisions, and tackled outstanding regional issues pertinent to MPA management effectiveness and the CTMPAS.

## RESULTS AND ACTIONS

REX4 resulted in the following key results and priority actions, which were affirmed, upon further review and deliberation, by the 4<sup>th</sup> CTI-CFF MPA TWG formal meeting (see minutes of meeting in Annex 7 [A7]).

### I – Country updates on MPA management effectiveness systems

Among the five participating countries, the Philippines and Indonesia each had a functional management effectiveness program; Malaysia was looking to establish one, possibly based on the Philippine model; PNG had no management effectiveness program but was interested in having one; and Solomon Islands was looking for a management effectiveness model “that the community can actually use.” The Philippines has also started to develop a Network Effectiveness Assessment Tool (NEAT).

The reports highlighted differences among countries in terms of MPA design and overall management and governance systems. In the Philippines, for example, there are thousands of small MPAs, while in Indonesia and Malaysia, there are fewer but bigger MPAs. Community-based management is the predominant approach in PNG and Solomon Islands, while MPA management in Malaysia is for the most part highly centralized, and in the Philippines and Indonesia, co-management (national and local governments working with communities and non-governmental organizations [NGOs]) is the preferred approach.

The resource persons noted the need for a management effectiveness assessment tool that evaluates “more than governance” and shows the connection between management effectiveness and ecological and socioeconomic improvements. One presentation cited studies that show strong correlation between management and the condition of reefs. In the Philippines, for example, studies indicate that good governance will likely lead to healthier reefs, and areas that are protected show remarkable increases in coral cover; on the other hand, poor governance is likely to result in poor reef biodiversity. In Malaysia, studies show the establishment of Pulau Payar marine park in an area that used to be an anchovy fishing ground has resulted in bigger landings of fish – the environment ministry is using these studies to convince the state government to establish more MPAs.

The countries raised issues related to the cost of monitoring management effectiveness, and the resource persons stressed the importance of finding a balance between the need to monitor and the demands of implementation.

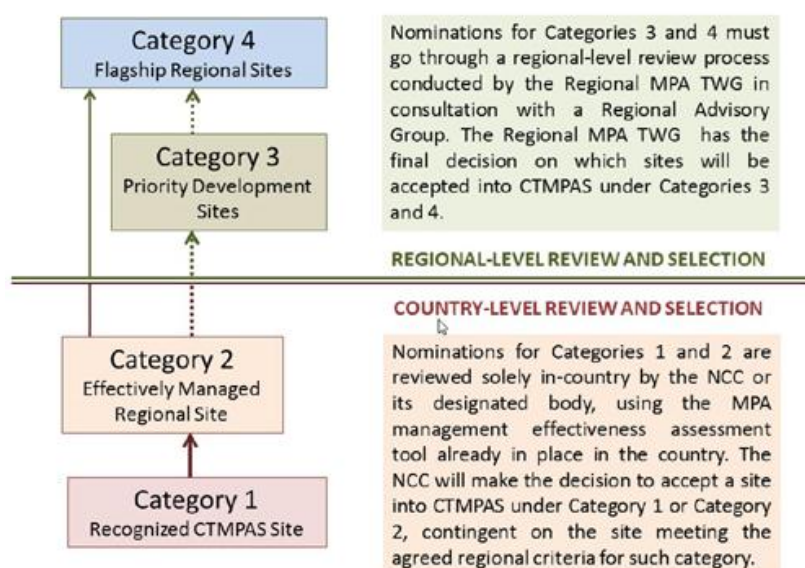
## 2 – Country roadmaps toward the adoption of MPA management effectiveness programs

It was agreed that the countries will each adopt a management effectiveness program and assessment tools best suited to their MPA management and governance systems. The country roadmaps for MPA management effectiveness are shown in **Annex 3 (A3)**.

## 3 – CTMPAS nomination/selection process

The body affirmed that the CTMPAS will include four categories of MPAs and MPA networks, namely, Category 1 – Recognized CTMPAS sites; Category 2 – Effectively Managed CTMPAS Sites; Category 3 – Priority Development Sites; and Category 4 – Regional Flagship Sites.

The body adopted the following conceptual framework:



Based on this framework, there will be two levels of site nomination and selection:

- 1) At the **country level**, a designated body will select sites that meet the regional criteria for each of the four CTMPAS categories. For Category 1 and Category 2, sites will be selected in-country based on each country's own rating system; the required data attributes for selected sites are then submitted to the CT Atlas for inclusion in the CTMPAS database. For Category 3 and Category 4, country nominations should be submitted to the CTI-CFF MPA TWG for further evaluation.
- 2) At the **regional level**, the CTI-CFF MPA TWG in consultation with a designated Advisory Group made up of external, independent experts (to balance country representation) will select sites that have been nominated by the countries based on an agreed set of regional criteria. Also at the regional level, the TWG may endorse for nomination by the concerned countries sites that have not already been nominated for Category 3 or Category 4 but have been determined by the TWG and Advisory Group as having regional significance, or the potential to be regionally significant.



#### 4 – Regional criteria for CTMPAS sites: Category I

Category I includes all MPAs and MPA networks listed in the CT Atlas. Guided by the CT Atlas Team from WorldFish Center, the countries agreed that, for an MPA to be included in the CT Atlas database as a recognized CTMPAS site under Category I, it should pass an in-country selection process and have at least the core (minimum) data attributes (shown in the table below as bolded text marked with asterisk). Sites must remain current in the CT Atlas for the core data attributes, but no additional nomination or reporting requirements for this level are required.

<b>DATA ATTRIBUTES IN THE CT ATLAS AND CORE (MINIMUM) DATA ATTRIBUTES FOR CTMPAS CATEGORY I SITES</b>	
<b>Attributes</b>	<b>Explanatory notes</b>
<b>Country*</b>	Indonesia   Malaysia   Papua New Guinea   Philippines   Solomon Islands   Timor-Leste
<b>Longitude*</b>	Longitudinal coordinates
<b>Latitude*</b>	Latitudinal coordinates
<b>Name*</b>	The official name of the protected area <sup>1</sup>
<b>Designation*</b>	The type of protected area as legally/officially established/recognized (e.g. national park, world heritage site)
Legal/Formal Instrument	Legal Code/Number based on country systems <sup>2</sup>
<b>Designation Type*</b>	Local   National   International
<b>Domain*</b>	Marine   Marine-Terrestrial <sup>3</sup>
<b>Status*</b>	Designated   Proposed
<b>Date Established*</b>	Date/Year of the MPA established legally/formally
<b>Reported area (ha<sup>4</sup>)*</b>	Total size of protected area in ha <sup>4</sup> based on legal/formal status/declaration
<b>Total marine area (ha<sup>4</sup>)*</b>	Total size of marine area in ha <sup>4</sup> within protected area
<b>Management Plan*</b>	Yes   No   Unknown   Drafted
IUCN Management Category	Classification under IUCN (Ia, Ib, II, III, IV, V or VI)
International Convention	Designation of MPA by an international convention/program (e.g. Ramsar site, World Heritage Site, Unknown)
Administrative unit level-I	Government level that administers or holds jurisdiction over MPA (e.g. in Malaysia, an MPA may be administered by either the federal government or state government; in the Philippines, MPAs are typically administered either by the national government (NIPAS) or the municipal/local government.
Zonation	Yes   No   Unknown
No Take	All   Part   Seasonal   None   Unknown
Reported No Take Area (ha <sup>4</sup> )	Total area of no take zones in hectares <sup>4</sup>
Management Effectiveness Model	Model used (eg. MEAT/ E-MPA) to assess management effectiveness
Management Effectiveness Rating	ME rating based on MPA ME system used
Source	Source/provider of the data
Validated	Yes   No   Unknown. If Yes, name of person/organization who validated the MPA
Notes	Additional notes/remarks about the MPA

**DATA ATTRIBUTES IN THE CT ATLAS AND CORE (MINIMUM) DATA ATTRIBUTES FOR CTMPAS CATEGORY 1 SITES**

Notes:

\* Core (minimum) attributes required for an MPA to be included as a recognized CTMPAS site.

<sup>1</sup> The name of the MPA should include its location to avoid confusion over MPAs with similar names (e.g. Apo Island Protected Landscape/Seascape, Dauin, Negros Oriental; Apo Reef Natural Park, Occidental Mindoro).

<sup>2</sup> This refers to the number or code used to identify the legal/formal instrument that established the MPA. The full title/name of the law or formal declaration may also be provided, and when available, the full text of the document should be provided as an attachment.

<sup>3</sup> Where the protected area includes both terrestrial and marine components, the marine area should be disaggregated (countries will be responsible for providing data, e.g. size of marine area).

<sup>4</sup> The default unit of measure is hectare, but area data expressed in square kilometers/square meters will also be included as parenthetical information.

Note: Colors may be used to represent the CTMPAS Categories

**5 – Regional criteria for CTMPAS sites: Category 2**

Category 2 (Effectively Managed CTMPAS Sites) will include sites recognized as contributing toward CTMPAS objectives at regional scales. For a site to be included under Category 2, it must have achieved a certain level of management effectiveness. It was agreed that the selection of sites for Category 2 will be done in-country, i.e. the countries will each determine which of their MPAs will be included in Category 2, using their own national MPA rating system and management effectiveness assessment tool. Nevertheless, the selection process should be guided by the following general regional criteria for MPA management effectiveness:

Category 2 criteria	Explanatory notes
<b>Sites should form a network</b>	Regional scale objectives will be achieved through networks, rather than individual MPAs; exceptions might include large fully no-take or zoned MPAs.
<b>Sites should target an identified regional priority area, habitat or species</b>	These may include: key biodiversity areas; world heritage sites; biosphere reserves, global priorities, priority seascapes; critical or threatened habitats; threatened, charismatic or migratory species; national priority / heritage or other identified priorities.
<b>Sites should achieve a threshold level of management effectiveness:</b> Formal or legal basis for establishment Management body established and functioning Management and / or zoning plan approved and implemented, including - clearly stated objectives - standard operating procedures for monitoring & enforcement - sustainable financing <i>strategy</i> / budget Resource and socioeconomic baseline assessment completed	( <i>examples of verification documentation</i> )  - Legal or formal document establishing MPA  - Record from regular meetings (or similar) - Management body structure - Management plan document  - Assessment reports
Biophysical and socioeconomic monitoring (designed to address objectives) conducted regularly, results analysed	- Monitoring results / reports

Category 2 criteria	Explanatory notes
Information, Education, Communication, awareness programs Effective enforcement Community involvement and participation in management Multi-stakeholder involvement in management Increased livelihood opportunities Research and development	<ul style="list-style-type: none"> <li>- Outputs / materials</li> <li>- Violators apprehended and penalized</li> <li>- <i>community members participate in resource assessments</i></li> <li>- <i>community members on enforcement team</i></li> <li>- <i>community members on management body</i></li> <li>- E.g. multi-stakeholder management body</li> <li>- Collaborative programs</li> <li>- Various levels of stakeholder engagement</li> <li>- Stakeholder consultative body</li> <li>- alternative livelihoods program linked to MPA</li> <li>- income from MPA tourism</li> <li>- applying science to inform management</li> <li>- adaptive management cycle</li> </ul>
<b>Sites should adhere to at least two of the following ecological design criteria:</b>	Sites are most likely to be ecologically effective if they adhere to at least two, and preferably more of the ecological design criteria below:
Representation	Sites should represent the full diversity of species and habitats within their region.
Replication Resilience Connectivity	Habitats and species should be replicated within highly protected areas to safeguard against disturbance events. Critical sites for ensuring the resilience of coral reefs and associated habitats should be identified and protected. The size, spacing and location of MPAs should be informed by the home range, larval dispersal distances, and habitats utilized by focal management species.
Critical areas protected	Spawning aggregations, nesting and nursery areas, critical habitats for key species etc.

## 6 – Regional criteria for CTMPAS sites: Category 3

The countries agreed that Category 3 (Priority Development Sites) will include sites that have been determined to have regional significance in terms of ecology, socioeconomics and governance but still require further development and assistance to attain their full potential. To be accepted under Category 3, a site must be formally recognized and endorsed by the country and must pass a regional review.

## 7 – Regional criteria for CTMPAS sites: Category 4

It was agreed that Category 4 (Regional Flagship Sites) will include sites that (1) have attained exceptional regional importance in terms of ecology, socioeconomics and governance as determined by a regional review/evaluation; and (2) meet the highest-level criteria for management effectiveness based on the rating system used by the nominating/endorsing country.

## 8 – CTMPAS Advisory Group

It was agreed that:

- 1) The CTMPAS Advisory Group will be formed by June 2013 and will be made up of 3-5 “external advisers/experts” (on marine ecology, socioeconomics and governance) to balance country representation (TWG).
- 2) Funding support for the CTMPAS Advisory Group and selection process would be a major consideration that should be taken up in the August 2013 Regional Priorities Workshop (the first round of selection may be supported by USCTI)
- 3) The following organizations will be considered as sources of expertise: (1) Secretariat of the Pacific Regional Environment Programme (SPREP); (2) Secretariat of the Pacific Community (SPC); (3) Australian Institute of Marine Science (AIMS); (4) International Coral Reef Initiative (ICRI); (5) Great Barrier Reef Marine Park Authority (GBRMPA); (6) Partnerships in Environmental Management for the Seas of East Asia (PEMSEA); (7) Southeast Asian Fisheries Development Center (SEAFDEC); (8) ASEAN Centre for Biodiversity (ACB); (9) United Nations Educational, Scientific and Cultural Organization (UNESCO); (10) International Union for Conservation of Nature (IUCN); and (11) NOAA.
- 4) The tasks of the Advisory Group will include the following: (1) In consultation with the TWG, develop nomination and evaluation forms based on the agreed criteria for CTMPAS Categories 3 and 4; (2) In consultation with the TWG, evaluate MPAs nominated under Categories 3 and 4; and (3) Provide the TWG with external, independent advice on the regional significance of each nominated MPA.
- 5) The TWG Chair (Philippines), with advice from Dr. White, will take the lead in the refinement and further development of the TOR of the Advisory Group.

## 9 – In-country nomination/selection processes and timelines

It was agreed that the countries would each define their own processes for site nomination/selection as dictated by their management/governance systems. These in-country processes, as presented at REX4, are appended in this report as **Annex 4 (A4)**.

## 10 – Country Action Plans for MPA Management Effectiveness and CTMPAS Implementation

**Annex 5 (A5)** contains the action plans for in-country implementation of MPA management effectiveness and CTMPAS as they were presented at REX4.

## 11 – Regional Action Plan for CTMPAS Implementation

The regional CTMPAS action plan was revised by the 4<sup>th</sup> CTI-CFF MPA TWG formal meeting to reflect recent developments. The approved revised plan is shown in the annotated table below. (Green – Done; Yellow – Ongoing; White – Not started)

Key Steps/ Strategies	Activities	Date	Responsible Person
CTMPAS Framework Development and Refinement	1. Conduct MPA Regional Exchange to facilitate refinements to CTMPAS framework document	Mar 2013	NCC and country focal points to MPA REX
	2. Work with Coral Triangle Atlas on the nomination process including forms for application and inclusion	Mar 2013	CT Atlas and MPA Technical team, MPA REX
	3. Identify and agree on the supporting organization (including the TOR and financing) to coordinate the implementation of the CTMPAS	Mar 2013	MPA TWG and MPA Technical team, NCCs at MPA REX
	4. MPA Management effectiveness case by each country in MPA REX and clarification of management effectiveness within CTMPAS	Mar 2013	NCCs and MPA TWG at MPA REX
	5. New brochure on CTMPAS (Executive Summary)	9 Jun 2013	MPA TWG. Program Integrator
CTMPAS Framework Adoption and Distribution	1. Review CTMPAS framework document by National MPA TWG and all concerned <sup>1</sup>	30 Apr 2013	NCCs, MPA TWG, resource persons
	2. Final document prepared for printing	30 Jun 2013	MPA TWG, resource persons
	3. Distribute the updated version of brochure for CTMPAS Launch on Coral Triangle Day	Jun 2013	TWG Chair
	4. Launch of the full document during the Regional Priorities Setting Workshop	20-22 Aug 2013	TWG Chair
	5. SOM presentation on updates and full implementation	TBD	TWG Chair, SOM
CTMPAS Annual Cycle	1. CT Atlas report on the country MPA status <sup>2</sup>	31 May 2013	CT Atlas Team, MPA TWG
	2. Prepare materials for the round 1 sites of CTMPAS (see country work plans)	Jun 2013	Country focal points with partners
	3. Submission of categories 3&4	30 Jun 2013	NCCs/MPA Focal Points
	4. Organize the MPA Advisory Group to review the nominations	1 Jul 2013	MPA TWG Chair
	5. Review nominations for Categories 3 and 4	Aug 2013	MPA TWG/ Advisory Group
	6. Mobilize partners and other donor projects to support (including funding) for CTMPAS implementation (during the RPW)	20-22 Aug 2013 onwards	TWG, Regional Secretariat, partners, donors
	7. CT Atlas makes status report for the NCC/TWG	Dec 2013	CT Atlas Team, resource persons
	8. NCC/SOM reviews program status, recommendations and activities	Annual	MPA TWG, Focal points
	9. MPA TWG meets, reviews and decides on the nomination status and program activities periodically	Biannual, 2013 onwards	MPA TWG
	10. Annual recognition (awards) of CTMPAS sites and progress	CT or Ocean Day 2014	TWG, MPA focal points
	11. Plan, organize and conduct capacity building activities (REX, training) to support the members and CTMPAS implementation	Annually	TWG meetings
<b>Notes:</b> <sup>1</sup> When draft framework is completed, the Regional Secretariat will help circulate document and remind countries to submit inputs. <sup>2</sup> CT Atlas MPA report will be based on most current data available in the CT Atlas CTMPAS database.			

## **I2 – Priorities for Program Sustainability**

A survey was conducted among participants to determine country priorities for the sustainability of their management effectiveness programs, CTMPAS and in general, reef conservation. The results of the survey, shown in **Annex 6 (A6)**, will be used primarily to inform program design for possible MPA REX-Phase 2 support/funding by NOAA and other donor partners. The information may also be used as input to discussions at the 2013 Regional Priorities Workshop.

## **I3 – Other TWG decisions/actions**

During their 4<sup>th</sup> formal meeting, the TWG agreed to:

- 1) Issue an official statement recognizing contribution of the CT Atlas in the development of the CTMPAS and need for continued support for the CT Atlas.
- 2) Pending completion of a more detailed TOR that will be included as Annex 4 in the CTMPAS Framework, use as initial TOR the task outline for the “CTMPAS Supporting Institution or Individual” provided under *Section 3.7: CTMPAS Coordination and Organizational Structure* of the draft CTMPAS Framework.
- 3) Present for consideration at the CTI Regional Priorities Workshop the following priority actions:
  - a. Support for MPA REX (to be held annually)
  - b. Support for the CTMPAS "host operational institution" or coordinator tagged with the Regional Secretariat
  - c. Support for Advisory Group
  - d. Assistance to the countries in establishing M&E system and management effectiveness program
  - e. Promotion of CTI MPA programs internationally (general global audience or scientific community)
  - f. Support for trainings, including cross-trainings, at the regional level for MPA practitioners (formalize arrangements country by country with the Coral Triangle Center [CTC])
  - g. Support for sites selected as "priority development sites"

The minutes of the 4<sup>th</sup> CTI-CFF MPA TWG formal meeting are appended in this report as Annex 7 (A7),

A7A7A7

# ANNEXES

1—AGENDA, 16

---

2—LIST OF PARTICIPANTS AND RESOURCE PERSONS, 20

---

3— COUNTRY ROADMAPS TOWARD THE ADOPTION  
OF MPA MANAGEMENT EFFECTIVENESS PROGRAMS

Indonesia, 23

Malaysia, 24

PNG, 25

Philippines, 26

Solomon Islands, 27

---

4— IN-COUNTRY CTMPAS NOMINATION  
AND SELECTION PROCESSES AND TIMELINES

Indonesia, 28

Malaysia, 29

PNG, 30

Philippines, 31

Solomon Islands, 32

---

5— COUNTRY ACTION PLANS FOR MPA MANAGEMENT EFFECTIVENESS  
AND CTMPAS IMPLEMENTATION

Indonesia, 33

Malaysia, 34

PNG, 35

Philippines, 36

Solomon Islands, 38

---

6— MPA REX4 PARTICIPANT SURVEY:  
PRIORITIES FOR PROGRAM SUSTAINABILITY

Indonesia, 39

Malaysia, 40

PNG, 42

Philippines, 43

Solomon Islands, 44

---

7— MINUTES OF THE 4<sup>TH</sup> MPA TWG FORMAL MEETING, 47

---

8— LIST OF PRESENTATIONS, 56

---

9— MPA REX4 PARTICIPANT EVALUATION RESULTS, 57

---

## AI: AGENDA

(As published; does not reflect changes made during the conduct of the regional exchange)

Day 1: Tuesday, March 12		Solomon Kitano Mendana Hotel	Honiara, Solomon Islands
8:30-9:00	<b>SESSION 1.1: Opening</b> <ul style="list-style-type: none"> <li>▪ Review of MPA REX objectives, agenda overall and for the Day 1</li> <li>▪ Review MPA REX activities to date</li> </ul>		William, Lynette, Alan
9:00-10:15	<b>SESSION 1.2: Storytelling and sharing</b> Linking Management Actions to Conservation Results in the Philippines and other countries <ul style="list-style-type: none"> <li>▪ Correlation between management actions and results (they track together)</li> <li>▪ How that builds resilience/sustainability</li> <li>▪ The role of effectiveness monitoring</li> </ul>	Present and discuss with one short spontaneous example from each country	Philippine Participant (Luz), Anne, Alan
<b>TEA BREAK</b>			
10:30-11:15	<b>SESSION 1.3: Presentation and discussion</b> Reviewing the concept of Mgt Effectiveness and examples of systems at different scales	Management effectiveness documents	Anne
11:15-12:00	<b>Session 1.4: Presentation and discussion</b> Review CTMPAS Framework overall, what still needs to be done and highlight how management effectiveness is addressed in the Framework	CTMPAS document	Alan and Lynette
<b>LUNCH</b>			
1:00-2:30	<b>Session 1.5: Country presentations (10 min.)</b> Progress to date: Success and challenges in developing and implementing Management Effectiveness Systems at the national level (based on outcomes from MPA REX #2)	Template 1.5 Report from REX 2	William, One presenter from each country
2:30-3:30	<b>Session 1.6: Margolis Wheel discussion</b> Identifying solutions for the challenges of developing and implementing Management Effectiveness plans <ul style="list-style-type: none"> <li>▪ Round robin sessions with technical experts and country representatives to identify creative solutions to problem solving</li> <li>▪ Return to plenary to share results</li> </ul>	Paper & pens for each group	William and Anne
<b>TEA BREAK</b>			
4:00-4:45	<b>Session 1.7: Informal presentations &amp; panel discussion</b> The Philippines MEAT Model and Adaptations by CTI Countries: Common approaches/differences <ul style="list-style-type: none"> <li>▪ Basic Model Concept</li> <li>▪ Adaptation of the model to Indonesia</li> <li>▪ Adaptation in Malaysia (workshop results)</li> <li>▪ Adaptation in Solomon's (workshop results)</li> <li>▪ Plenary discussion</li> </ul>	Template 1.7 (several questions addressed in each presentation while sitting in panel)	Anne, Representatives from each of 4 countries
4:45-5:00	<b>WRAP-UP</b>		William



Day 2: Wednesday, March 13		Solomon Kitano Mendana Hotel	Honiara, Solomon Islands
8:30-8:45	<b>RECAP OF DAY I</b>		MPA TWG member
8:45-10:30	<p><b><u>Session 2.1a: Developing a Roadmap: Where are you now and where do you want to be in 1 year and 3 years</u></b></p> <ul style="list-style-type: none"> <li>▪ Plot against the timeline the steps to complete the design and implement a management effectiveness program on a national scale</li> <li>▪ Identify potential road blocks</li> <li>▪ Identify needed technical support</li> <li>▪ More advanced countries determine next steps in making the ME system useful</li> <li>▪ Identify outputs and outcomes including links to regional CT Atlas and CTMPAS</li> </ul>	<p>Template 2.1a</p> <p>Country teams work together to develop a poster to present results</p>	Participants and resource persons
<b>TEA BREAK</b>			
10:45-12:00	<p><b><u>Session 2.1b: Country presentations</u></b></p> <p>National Level Road Maps</p> <ul style="list-style-type: none"> <li>▪ Peer review and input during plenary session</li> <li>▪ Provide feedback and discuss</li> </ul>	Plenary presentation and discussion	William, Participants
<b>LUNCH</b>			
1:00-1:30	<p><b><u>Session 2.2: Presentation and questions</u></b></p> <p>CTI Monitoring and Evaluation Working Group Workshop Results (Oct. 2012, Jakarta)</p> <ul style="list-style-type: none"> <li>• RPoA Indicators</li> <li>• Process for tracking and monitoring</li> </ul>	M&E Report	Alan or Luz
1:30-2:30	<p><b><u>Session 2.3: Presentation and questions</u></b></p> <p>Review how Management Effectiveness is addressed in the CTMPAS Framework and Action Plan</p> <ul style="list-style-type: none"> <li>▪ The 4 or 5 levels of MPA development</li> <li>▪ Management effectiveness categories: Ecology, Society and Governance</li> </ul>	Summary handout	Rebecca
<b>TEA BREAK</b>			
2:45-3:45	<p><b><u>Session 2.4a: Mixed group activity</u></b></p> <p>Moving towards a Regional Management Effectiveness Model/System</p> <ul style="list-style-type: none"> <li>▪ Identify what to track at the regional scale</li> <li>▪ Identify appropriate higher level indicators for what is being tracked at the regional scale</li> <li>▪ Determining how to measure specific types of indicators (Ecological, Societal and Governance as guided by CTI M&amp;E system)</li> <li>▪ Be aware of how these indicators feed into the CTI-wide indicators for reef services, fisheries and food security/benefits to people</li> </ul>	Worksheets (prompt on CTI-wide indicators for reef services, fisheries, and benefits to people) to guide groups	Rebecca, Participants
3:45-5:00	<p><b><u>Session 2.4b: Plenary session</u></b></p> <p>Reconciling the recommendations on what to track, specific indicators of success and how to measure indicators as a Framework for the Regional ME Plan</p>	Flip charts & paper	Rebecca
5:00	<b>WRAP-UP</b>		William

Day 3: Thursday, March 14		Solomon Kitano Mendana Hotel	Honiara, Solomon Islands
8:30-8:45	<b>RECAP OF DAY 2</b>		TWG Rep
8:45-9:45	<b>Session 3.1a: Presentation and discussion</b> Overview and history of the Coral Triangle Atlas <ul style="list-style-type: none"> <li>▪ The role of the CT Atlas how it is being developed to support the CTMPAS Framework and Action Plan</li> <li>▪ Using the CT Atlas as a Tool</li> <li>▪ Information on MPA ME for CT Atlas</li> </ul>	Briefing materials on CT Atlas	Shwu Jiao and Nurul
9:45-10:45	<b>Session 3.1b: Interactive demonstration</b> How to interface with the CT Atlas and make it work for you by hands on practice using a computer	Laptops connected to internet	Shwu Jiao and Nurul
<b>TEA BREAK</b>			
11:00-12:00	<b>Session 3.2: Activity and discussion</b> Design of the Nomination Process for sites <ul style="list-style-type: none"> <li>▪ Process steps</li> <li>▪ Criteria</li> <li>▪ Evaluation and making the decision</li> </ul>	<u>Handout:</u> Example of Criteria <u>Worksheet:</u> Designing nomination process	Ali and Rebecca
<b>LUNCH</b>			
1:00-2:00	<b>Session 3.3: Presentation and discussion</b> An in depth look at the CTMPAS Action Plan and what, if any, changes are needed before it is final <ul style="list-style-type: none"> <li>• Review comments from NCCs</li> <li>• Review each section of CTMPAS</li> <li>• Highlight areas that require national action</li> <li>• Set agenda for group discussion on CTMPAS</li> </ul>	CTMPAS full document	Rebecca and Alan
2:00-3:00	<b>Session 3.4: Presentation and discussion</b> Regional Coral Triangle MPA analysis being done by University of Queensland as first step in satisfying the regional gap analysis for CTMPAS	Map and summary document	Maria Beger and Ali
<b>TEA BREAK</b>			
2:15-4:45	<b>Session 3.4: Activity</b> Developing individual country level Action Plans and timelines to contribute to the CTMPAS Action Plan <ul style="list-style-type: none"> <li>• Finalize recommendations related to NCC comments and other suggested modifications</li> <li>• Determine priority country level actions to be incorporated into the CTMPAS Action Plan for NCC approval</li> </ul>	Country groups using prepared template 3.4	Participants and resource persons

Day 4: Friday, March 15		Solomon Kitano Mendana Hotel	Honiara, Solomon Islands
8:30-8:45	<b>RECAP OF DAY 3:</b>		MPA TWG Rep
8:45-10:00	<b>Session 4.1: Country Presentations</b> Country Level Action Plans and recommendations <ul style="list-style-type: none"> <li>▪ Present and provide feedback on each countries' action plans</li> </ul>	Flipchart or ppt.	Participants and Resource persons
<b>TEA BREAK</b>			
10:15-12:00	<b>Session 4.2: Interactive plenary discussion</b> <ul style="list-style-type: none"> <li>▪ Finalize country level management actions that will feed into the regional priority setting activities</li> <li>▪ Each country prioritize 2-3 actions to be incorporated into the CTMPAS Action Plan to send to the NCCs for approval</li> </ul>		Lynette, Alan and Rebecca
<b>LUNCH</b>			
1:00-2:30	<b>Session 4.3: Plenary discussion</b> Review and Revise Recommendations on Regional Management Effectiveness Standards <ul style="list-style-type: none"> <li>• Review proposed ME standards and finalize</li> <li>• Clarify how integrated into CTMPAS framework</li> </ul>		Ali, Rebecca and Luz
<b>TEA BREAK</b>			
2:45-4:00	<b>Session 4.4: Plenary discussion</b> Plan for Launch of CTMPAS Framework and Action Plan <ul style="list-style-type: none"> <li>▪ Finalization of document as needed</li> <li>▪ Presentation and marketing of information for each country</li> <li>▪ Tools for communication and implementation</li> <li>▪ Events to participate in and prepare for</li> </ul>	Flip charts & pens	Anne and Alan
4:00-5:00	<b>Session 4.5 : Closing comments and discussion</b> Brief summary of results of MPA REX for approval by the MPA TWG and NCCs going forward. Last chance for any comments and changes. Closing comments.	Summary of key results	Alan, Anne and all

Day 5: Saturday, March 16		Solomon Kitano Mendana Hotel	Honiara, Solomon Islands
9:00-12:00	<b>Session 5.1: MPA TWG Meeting #4</b> Conduct MPA TWG using outputs of MPA REX#4 <ul style="list-style-type: none"> <li>• Review past minutes</li> <li>• Review agenda</li> <li>• Present results of MPA REX for endorsement</li> <li>• General discussion and closing</li> </ul>	Minutes of last MPA REX, Results of MPA REX#4	William, Lynette, Agnetha, all MPA TWG members

## **A2: LIST OF PARTICIPANTS AND RESOURCE PERSONS**

### **INDONESIA**

#### **Alhanif, Rofi**

Head of Section for Conservation Networks  
Ministry of Marine Affairs and Fisheries  
Mina Bahari III Building, 6th FL.  
Jl.MedanMerdekaTimur No.16  
Jakarta Pusat 10110  
Tel: +62 81310668833  
Email: rofi\_p3k@yahoo.com

#### **Suraji**

Head of Area Protection and Preservation,  
Ministry of Marine Affairs and Fisheries  
Mina Bahari III Building, 10th Fl,  
Jl.MedanMerdekaTimur No.10  
Jakarta Pusat 10110  
Tel: +62 8128238363  
Email: Suraji78@gmail.com

#### **Susanto, Handoko Adi**

Conservation Coordinator, Marine Protected Areas  
Governance Program  
One Wolter Place Building, Mezzanine FL. Jl.  
WolterMonginsidi No.63B KebayoranBaru Jakarta  
Selatan 12180 Indonesia  
Tel: +62217394457  
Email: Handoko.susanto@usctsp.org

#### **Welly, Marthen**

Learning Site Manager, Coral Triangle Center  
JalanDanauTamblinggan No. 78, Sanur-Bali Indonesia  
(80228)  
Tel: +62 361 289338 /+628 123877089  
Email: mwelly@coraltrianglecenter.org

### **MALAYSIA**

#### **Binson, Augustine**

Park Officer, Sabah Parks  
Lot 45-46, 1st - 5th FL., Block H, Signature Office,  
KK Lines Square P.O. Box 10626, 88806 Kota  
Kinabalu Sabah  
Tel: +6019 833 2778

#### **Khalit, Ahmad Rizal**

Principal Assistant Director, Economic Planning Unit  
Prime Minister's Department  
Natural Resources and Environmental Economics  
Section, Economic Planning Unit, Prime Minister's  
Department, Level - I, Block B5, 62502 Putrajaya,  
Malaysia  
Tel: +603 88723237  
Email: rizal\_khalit@epu.gov.my

#### **Abdul Hamid, Datin Shahima**

Director of Research and Resource Inventory  
Department of Marine Parks Malaysia  
Ministry of Natural Resources and Environment  
Level 11, WismaSumberAsli No.25, Persiaran,  
Perdana, Presint 4 62574 Putrajaya, Malaysia  
Tel: +603 88861368, '+6017 2256933  
Email: shahima@nre.gov.my;shahima56@google.com

### **PNG**

#### **Genia, Viniu**

Marine Program Officer Marine Protected Areas  
Branch, Department of Environment and  
Conservation  
P.O. Box 6601 Boroko National Capital District,  
PNG  
Tel: +675 983 5853  
Email: viniugenia@ymail.com

#### **Sinaigawi, Newell Miengnau**

Principal Advisor, Fisheries Division, West New  
Britain Provincial, Government  
Division of Fisheries & Marine Resources P.O. Box  
556 Kimbe West New Britain Province  
Tel: +675 983 5853  
Email: mienganau@gmail.com / wnbpf@datec.net.pg

### **PHILIPPINES**

#### **Arcamo, Sandra Victoria**

Chief, Fisheries Resource Management Division,  
Bureau of Fisheries and Aquatic Resources  
3 Floor PCA Annex Building, Commonwealth  
Avenue Diliman Quezon City  
Email: sandyarcamo@yahoo.com

#### **Laroya, Lynette**

Senior Ecosystem Management Specialist  
Coastal and Marine Management Office  
Ninoy Aquino Parks and Wildlife Rescue Center,  
North Ave., Diliman, Quezon City  
Tel: +632 925 8948  
Email: lynette\_laroya@yahoo.com

### **SOLOMON ISLANDS**

#### **Fagaqweka, Elirose**

SILMMA Assistant Administrator  
Solomon Islands Locally Managed Marine Areas  
(SILMMA)  
SILMMA Ministry of Fisheries and Marine Resources  
P.O. Box G13 Honiara Solomon Islands  
Tel: +677 7498058  
Email: elirosef@gmail.com

**Kaniki, Henry Vavu**

Project Officer, The Foundation of the Peoples of the South Pacific International Community and Coast Program (FSCI CCP) FSPI CCP P.O. Box 147 China Town Honiara Solomon Islands  
Tel: +677 25389  
Email: [communitycoasts@gmail.com](mailto:communitycoasts@gmail.com)

**Kenilorea, Peter**

Senior Fisheries Officer (SILMMA Coordinator)  
Ministry of Fisheries and Marine Resources  
P.O. Box G13, Honiara, Solomon Island  
Tel: +677 39143  
Email: [pkenilorea@fisheries.gov.sb](mailto:pkenilorea@fisheries.gov.sb)

**Kereseka, Jimmy**

Environment Coordinator  
The Nature Conservancy  
P.O. Box 759, Honiara, SI  
Tel: +677 20940, +677 7573626  
Email: [jkereska@tnc.org](mailto:jkereska@tnc.org)

**Ma'eda, Trevor**

MECDM  
Email: [tramo\\_02@yahoo.com](mailto:tramo_02@yahoo.com)

**Ramohia, Peter**

TNC Solomon Islands  
P.O. Box 759, Honiara, SI  
Tel: +677 20940  
Email: [peter\\_tnc@solomon.com.sb](mailto:peter_tnc@solomon.com.sb)

**Tekatoha, Angikinui Francis**

Environment Officer, Western Province  
Government  
Environment Division, P.O. Box 36 Gizo, Western Province  
Tel: +677 7599492  
Email: [angikinui@yahoo.com](mailto:angikinui@yahoo.com)

**Topo, Salome Pitatina**

Sustainable Livelihood Officer, WWF-Solomon Islands  
C/WWF SI Programme P.O. Box 97 Gizo, Western Province Solomon Islands  
Tel: +677 60191  
Email: [stopo@wwfwm.org](mailto:stopo@wwfwm.org)

**Vave-Karamui, Agnetha**

Chief Conservation Officer, Ministry of Environment, Climate Change, Disaster Management & Meteorology (MECDM)  
Vavaya Ridge. PO Box 21 Honiara  
Tel: +677 23031/2  
Email: [agnetha.vavekaramui@gmail.com](mailto:agnetha.vavekaramui@gmail.com)

**WiniOrodo, Lysa**

CTI National Liaison Officer, WWF & MECDM  
Vavaya Ridge, P.O. Box 21 Honiara Solomon Islands  
Tel: +677 23031  
Email: [lwini@solomon.com.sb](mailto:lwini@solomon.com.sb)

**REGIONAL SECRETARIAT****Hendra, SiryYusnan**

Secretary for Coordination and External Affairs, CTI  
CFF Interim Regional Secretariat  
Gedung Mina Bahari III, Lantai 9 Jl. Medan Merdeka Timur No. 16 Jakarta 10110, Indonesia  
Email: [hendrasiry@gmail.com](mailto:hendrasiry@gmail.com)  
Tel: +62 21 3522040

**RESOURCE PERSONS****Ahmad Fatan, Nurulhuda**

Research Analyst, WorldFish  
Jalan Batu Maung, 11960 Bayan Lepas, Penang Malaysia  
Email: [n.afatan@cgiar.org](mailto:n.afatan@cgiar.org)  
Tel: +604 620 2179

**Green, Alison Lesley (Dr.)**

Marine Scientist, Asia Pacific Conservation Region  
The Nature Conservancy,  
51 Edmondstone St., South Brisbane,  
Queensland, Australia  
Tel: +61 408720493  
Email: [agreen@tnc.org](mailto:agreen@tnc.org)

**Walton, Anne**

National Marine Sanctuary Program Pacific Region  
Program Coordinator, International MPA Capacity Building Program  
NOAA,  
2436 NW Westover Road  
Portland OR 97210, USA  
Tel: +1 415 561 6622, +662 263 7499  
Email: [Anne.Walton@noaa.gov](mailto:Anne.Walton@noaa.gov)

**Weeks, Rebecca (Dr.)**

ARC Center of Excellence for Coral Reef Studies  
James Cook University  
Townsville, Queensland 4811, Australia.  
Tel: +61 7 47816134  
Email: [Rebecca.Weeks@jcu.edu.au](mailto:Rebecca.Weeks@jcu.edu.au)

**White, Alan (Dr.)**

Strategic Technical Support  
The Nature Conservancy  
923 Nu-uanu Avenue  
Honolulu HI, USA  
Tel: 1-808 687 6218  
E-mail: [alan\\_white@tnc.org](mailto:alan_white@tnc.org)

**Teoh, Shwujiau**

GIS Specialist, WorldFish  
Jalan Batu Maung, 11960 Bayan Lepas, Penang Malaysia  
Tel: +604 620 2181  
Email: [s.teoh@cgiar.org](mailto:s.teoh@cgiar.org)

**US CTI SUPPORT PROGRAM**

## **INTEGRATOR**

### **Jatulan, William**

Senior Regional Coordinator  
16-A Edison St., Lahug  
Cebu City, 6000, Philippines  
Tel: +63 917 321 7492  
Email: [wjatan@uscti.org](mailto:wjatan@uscti.org)

### **Pakzad, Amin**

Finance Manager,  
US CTI Support Program Integrator  
Chartered Square Building 29th Floor, Unit 2902  
152 North Sathorn Road, Bangrak,  
Bangkok 10500 , Thailand  
Tel: 662-637-8517/18/19 Fax: 662-637-8520  
Email: [amin.pakzad@tetrattech.com](mailto:amin.pakzad@tetrattech.com)

### **Sia, Asuncion**

Documenter  
Cebu City Philippines  
Tel: + 6332 2321821 M:+63917 3248703  
Email: [overseas@oneocean.org](mailto:overseas@oneocean.org)

### A3: COUNTRY ROADMAPS TOWARD THE ADOPTION OF MPA MANAGEMENT EFFECTIVENESS PROGRAMS

INDONESIA		Outputs	Outcomes	Roadblocks	Technical support
Today (2013)	1. E-MPA pilot-tested prior to legalization	5 sites	Inputs → E-MPA		
	2. E-MPA legalized and disseminated	DG decree	Raise awareness of management unit		Gol
	3. MPA management levels vary	Management gaps identified	Management level mapped		
Interim Work	1. Training of E-MPA trainers	35 persons	Trainers available		✓ Resource persons
	2. Training for evaluators/assessors of E-MPA	#400 persons	Evaluators available		Gol
	3. Assessment of all MPAs	76 sites	Current status or level of management		Gol
	4. MPA awards	5 sites	Encouraging		
	5. Finalize national MPA system (human resources, sustainable financing, decision support system, management unit, management plan)	Draft	Clear system on national level		✓✓ expertise, \$
1 year from Now (2014)	1. Internalize E-MPA (institutionalized)	Adopted as regular program	Inputs to effective management of MPAs		✓
	2. Selected MPA to complete its management requirements	22 MPAs	Meet management requirements		✓✓\$
	3. Develop E-MPA networks	Draft available	Networks		TA
	4. National MPA system established				Gol
Interim Work	1. Regular monitoring for resources, socioeconomic and governance	Reports available	Input for policy and management interventions		Technical assistance
	2. Develop and improve management infrastructure	22 MPAs	Better management		\$
	3. Legalize E-MPA networks and pilot-tested	DG decree	MPA networks managed		Gol
	4. Adoption and integration of national MPA system	Document containing agreement	Clear guidelines, management system		Technical assistance
3 Years from Now (2016)	1. Selected MPAs managed effectively	22 MPAs	Best practices available		Technical assistance
	2. E-MPA networks implemented	5 networks	MPA network implemented		\$, Technical assistance
	3. National MPA system operationalized	Reports	MPA system well managed		Gol

MALAYSIA		Outputs	Outcomes	Roadblocks	Technical support
Today (2013)	1. Human resources and training, strengthening the workforce		ME team	Time	✓
Interim Work	1. Review all the available tools (adjust to Malaysian needs)	Draft report	Draft 1 ME Tool	Financial	✓ WFC
	2. Workshop ME	Draft 2	Preliminary ME Tool	Participation	✓ WFC
	3. Finalize tool (pilot testing on site)	5 sites ME results	Draft 2 ME Tool	Financial	✓ WFC
	4. Training of ME Team	No. of MEAT Teams	Competent team	Financial	✓ WFC
1 Year from Now (2014)	1. Endorsement of ME document	Briefing document	Policy	Time and finance	
Interim Work	1. Adopt ME tool	Apply to all MPAs	Status of management	End of fiscal year of the 10 <sup>th</sup> Malaysian plan	Financial
	2. Roadshow	Stakeholders of the MPA site	Effectiveness of MPAs	Time	Financial
	3. Review and adjustment of the management plan of respective MPAs		4 revised management plans		WFC
3 Years from Now (2016)	1. All MPAs (in peninsular and Sabah) evaluated	ME document	Mainstream in the 5 years Malaysia plan	Financial, human resources	WFC



PNG		Outputs	Outcomes	Roadblocks	Technical support
Today (2013)	1. NPAS and MPA policy development	Draft policy	↑MPAs	Political will	DEC/ SEWPAC
	2. LMMA best practices guidelines → good practice guidelines	Draft guidelines	Best/good practice	Resource ownership	PNG CLMA/ TNC
	3. No ME program	No tools	No practices documented	N/A	CTI MPA w/G
	4. LLG laws on MEM (WNB, Manus)	Management plan	Implemented plan	N/A	DEC/NFA/ OCCD/TNC/ CELCOR, etc.
Interim Work	1. Stakeholder consultation, NEC submission and approval	Policy	NCC submission	N/A	DEC
	2. Good practice guidelines need to be finalized	Good practice guidelines	Implementation	Other forms of development	PNG CLMA
	3. Develop ME program	ME tools	Assess ME program	Finance	CTI MPA w/G
	4. Introduce MEM laws to other provinces	Consultations	Provincial awareness	Political will	DEC/ PNG CLMA/ CELCOR
1 Year from Now (2014)	1. NPAs and MPA policy in place	↑ MPAs	Implementation of policy		DEC
	2. Guidelines are adopted and implemented	Each MPA/ LMMA with specific guidelines	workshop	Other development	PNG CLMA/ LMMA AC
	3. ME program developed	Create model	Assess models	Lack of implementation	LMMA AC
	4. Other provinces will create MEM laws at LLG level	MEM law	Implementation	Willingness of people	LMMA AC
Interim Work	1. Implementing national policies on NPAs and MPA	System of MPAs	Effective implementation		DEC
	2. Specific guidelines for most MPAs/ LMMAs	Effective implementation	workshop		LMMA AC
	3. ME program workshops for all MPAs/ LMMAs	ME program			DEC
	4. LLG laws on MEM	Laws passed	Consultation with resource owners		DEC and PG
3 Years from Now (2016)	1. All of the above to be operational and fully functional to produce expected outcomes	Policy, guidelines, ME tools, LMMA laws in all maritime provinces			

PHILIPPINES		Outputs	Outcomes	Roadblocks	Technical support
Today (2013)	1. Implementing the MEAT in 1,620++ locally managed MPAs	Status report	Improved management effectiveness; Improved stakeholders arrangements	Budget, capacity, manpower	NGAs, NGOs, LGUs, academe, donors
	2. Assessment done in two levels: assess new ones and updating of assessed ones	Status report			
	3. MEAT adopted by Marine Protected Areas Support Network (a loose organization of NGAs, NGOs, academe)	Survey forms			
Interim Work	1. Updating of 2011 MPA list	List	Improved management Improved stakeholders arrangements	budget, capacity, manpower	NGAs, NGOs, LGUs, academe, donors
	2. Conduct consultations with partners to Institutionalize the MEAT	Meeting reports Policy/ Tool studies			
	3. Harmonize assessment tools (i.e. METT and MEAT, biological assessment methods, etc.)	Draft guidelines			
	4. Develop guidelines on the establishment of MPA networks	Protocols/ guidebook			
	5. Develop NEAT (assessment tool)	Manuals			
	6. Develop information management guideline				
1 Year from Now (2014)	1. 100% of MPAs assessed through the MEAT and/or METT	Updated list	Improved management Improved stakeholders arrangements	budget, capacity, manpower	NGAs, NGOs, LGUs, academe, donors
	2. Joint Administrative Order relative to institutionalizing the MEAT issued	Draft JAO			
	3. Guideline for information management developed	Guidebook/ manual			
	4. Updated MPA database	Updated databases			
	5. Guidelines for the establishment of MPA networks tested	Draft Guidebook			
Interim Work	1. Develop feedback mechanisms	Manual (protocols)	Improved management Improved stakeholders arrangements	budget, capacity, manpower	NGAs, NGOs, LGUs, academe, donors
	2. Develop sustainable financing mechanism for M&E	Manual			
3 Years from Now (2016)	1. Management effectiveness of MPAs tracking in place and regularly implemented	Guidebook	Improved management Improved stakeholders arrangements	budget, capacity, manpower	NGAs, NGOs, LGUs, academe, donors
	2. NEAT developed and implemented	Guidebook			
	3. Guidelines for the establishment of MPA networks adopted	NCC Resolution/ JAO			
	4. Information Management System in place (to include feedback mechanism)	Manual, protocol			

SOLOMON ISLANDS		Outputs	Outcomes	Roadblocks	Technical support
Today (2013)	1. Introduced to ME models/tools – IND/PHL – REX2	Action plan			USCTI support
	2. Conducted national ME workshop – MPA managers	Workshop report			USCTI support/CTC
	3. Conducted ToT on MPA monitoring protocols (SILMMA)				CTSP/WWF/TNC/SILMMA
Interim Work	1. Establish ME core team – MFMR, MECDM and SILMMA members	Team/TOR	Coordinating body in place	Commitment Technical support	Govt/LMMA/ MPA TWG
	2. Review current management and monitoring protocols – community, national/regional	Updated database, status report, ME framework		Capacity/ budget	Government/ SILMMA MPA TWG
1 Year from Now (2014)	1. Functional ME core team	Meeting records/ work plans/ budget		Coordination budget	SILMMA/MPA TWG Government
	2. Familiar with ME principles; gaps; status (stakeholders)	Common principles, gaps, status report	Stakeholders agreement to ME	Technical capacity	
Interim Work	1. Develop ME framework (including database)	Draft ME framework	Clarified ME framework for SI	Technical capacity	CTC/CTSP-TNC
	2. National consultation – MPA managers, government, etc.	Report	Stakeholder buy-in/ consensus		
	3. Select and test ME in pilot sites (inc. training)	Sites identified, maps	Pilot sites	Willingness/ criteria	
	4. Refine and adapt ME framework	ME framework		Technical capacity	CTC
3 Years from Now (2016)	1. Finalized ME framework	Framework			SILMMA/ Government, MPA TWG/ LMMA
	2. Implementation and institutionalized	Policy endorsed		Sustainable financing, capacity	Government/ SILMMA MPA TWG
	3. Updated MPA database (including CT Atlas)	Database		Technical capacity, budget	

#### A4: IN-COUNTRY CTMPAS NOMINATION AND SELECTION PROCESSES AND TIMELINES

<b>CTMPAS Nomination and Selection Process and Timeline: INDONESIA</b>			
<b>Activity</b>	<b>Who is responsible</b>	<b>Timeline to complete</b>	<b>Support required</b>
<b>CATEGORY 1</b>			
Conduct national workshop on MPA management and prepare to nominate sites	MMAF	April 2013	
Compile and verify MPAs attributes required by CT Atlas	MPA WG	May 2013	CT Atlas team
Submit nomination list to NCC	MPA WG	June 2013	
Submit selected MPAs to regional body for listing as Category 1 sites	NCC	June 2013	
<b>CATEGORY 2</b>			
Conduct national workshop on MPA management and prepare to nominate sites	MMAF	April 2013	
Conduct evaluation of MPA effectiveness in selected MPAs using E-MPA	MMAF	April – May 2013	
Analyze E-MPA results and propose priority MPAs that meet criteria of Effectively Managed Regional Sites	MPA TWG	June 2013	Regional MPA TWG, CT Atlas team
Submit nomination list to NCC for endorsement	MPA TWG	June 2013	
Submit list of selected MPAs to regional body for inclusion in CTMPAS as Category 2 sites	NCC	June 2013	
<b>CATEGORY 4</b>			
Conduct national workshop on MPA management and prepare to nominate sites	MMAF	April 2013	
Evaluate effectiveness of selected MPAs	MMAF	April – May 2013	
Analyze E-MPA results and propose priority MPAs that meet Category 4 criteria	MPA TWG	June 2013	Regional MPA TWG, CT Atlas team
Support selected sites to meet Category 4 criteria	MMAF	July 2013 – June 2014	
Submit nomination list to NCC for endorsement	MPA TWG	June 2014	
Endorse nomination list to regional body for further evaluation	NCC	June 2014	

<b>CTMPAS Nomination and Selection Process and Timeline: MALAYSIA</b>			
<b>Activity</b>	<b>Who is responsible?</b>	<b>Timeline to complete</b>	<b>Support required</b>
<b>CATEGORY 1</b>			
Identify and nominate sites	MPA TWG FC, Park Manager	Mar-Apr 2013	
Conduct National MPA TWG meeting to validate nominations	MPA TWG	Apr 2013	
Present nominations list to NCC Secretariat	MPA TWG FC	Apr 2013	NCC Secretariat
Endorse nomination list	NCC	May 2013	NCC Secretariat, MPA TWG FC
Submit to CT Atlas minimum data attributes of nominated sites	NCC	May 2013	
Submit nomination list to regional MPA TWG(?)	NCC	Jun 2013	
<b>CATEGORY 2</b>			
Conduct Management Effectiveness workshop	MPA TWG	Sep 2013	
Finalize tool (pilot test in 5 sites ME results)	MPA, TWG WFC	Sep 2013	
Identify ME team	MPATWG	Sep 2013	
Train ME team	MPATWG	Sep 2013	
Endorse ME document	NCC	Dec 2013	
Apply ME tool to all MPAs	Sabah Park, DMPM, ME team	2014 onwards	
Conduct roadshow in MPA sites	Sabah Park, DMPM, ME team	2014 onwards	
Review and adjust MPA management plans	MPA TWG	2014 onwards	
Complete evaluation of 50% of selected MPAs (in peninsular and Sabah)	MPATWG	2014 onwards	
Complete evaluation of All MPAs (in peninsular and Sabah)	MPATWG	2014 onwards	
Identify sites based on ME evaluation results for all MPAs that meet Category 2 criteria specified in CTMPAS document	MPATWG	Dec 2014	
Present shortlisted Category-2 sites to NCC Secretariat	NCC	2015 onwards	
Endorse shortlisted Category-2 sites	NCC	2015 onwards	
Update list of Category-2 sites in CT Atlas database	NCC	2015 onwards	
Submit nomination list to regional MPA TWG (?)	NCC	2015 onwards	
<b>CATEGORY 4</b>			
Nominate 3 sites (tentatively TAR, Sipadan and Tioman)	MPATWG	Mar 2013	
Conduct national MPA TWG meeting to validate nominations	MPATWG	Apr 2013	
Present nomination list to NCC Secretariat	MPATWG FC	Apr 2013	NCC Secretariat
Endorse nomination list	NCC	May 2013	NCC Secretariat, MPA TWG FC
Submit nomination list to Regional MPA TWG	NCC	Jun 2013	
Strengthen and enhance Management body of 3 nominated sites	MPATWG, Park Manager	2013-14	State Government
Update biophysical and socio-economic data	MPATWG	2014	
Conduct MPA TWG meeting to discuss progress of nominated sites	MPATWG	2014	State Government
Submit status report on 3 nominated sites to NCC Secretariat	MPATWG FC, NCC	2015	
Present status report at NCC meeting	MPATWG, NCC	2015	

**CTMPAS Nomination and Selection Process and Timeline:  
PNG**

<b>Activity</b>	<b>Who is responsible</b>	<b>Timeline to complete</b>	<b>Supporting activities</b>
<b>CATEGORY 1</b>			
Propose network of LMMAs for inclusion in Category I e.g. KBMMA	KBMMA Secretariat, PNGCLMA, DEC	3 months	1. Verification of attributes to meet minimum requirements 2. Submission to NCC
<b>CATEGORY 2</b>			
Propose advanced Category I sites for inclusion in Category 2	MPA TWG	2 years	1. Ensure proposed area meets minimum requirements for Category 2 2. Endorsement from NCC
<b>CATEGORY 4</b>			
	MPA TWG, DEC, NCC	2 years	1. National Government endorsement
<b>Steps:</b>			
<ol style="list-style-type: none"> <li>1. Communities or networks of MPAs propose to sites to Category 1 or Category 2 through LMMA Advisory Councils</li> <li>2. LMMA Advisory Councils make recommendations to PNGCLMA and or Provincial Government               <ul style="list-style-type: none"> <li>- Assuming PNGCLMA is already implementing ME programs through their learning and training network</li> <li>- An ME program needs to be developed</li> </ul> </li> <li>3. PNGCLMA and Provincial Government make submissions to NCC</li> <li>4. NCC makes submissions to the Regional CTMPAS</li> </ol>			

**CTMPAS Nomination and Selection Process and Timeline:  
PHILIPPINES**

<b>Requirements</b>	<b>Who is responsible</b>	<b>Timeline to complete</b>	<b>Supporting activities</b>
<b>CATEGORY 1</b>			
At least level 1 of MEAT	NCC, NMPA-TWG	2013	<ol style="list-style-type: none"> <li>1. Implementation of MEAT</li> <li>2. Inclusion in MSN database</li> <li>3. NMPA-TWG endorsement to NCC</li> <li>4. Approval by NCC and submission to RMPA-TWG for inclusion in regional database</li> </ol>
<b>CATEGORY 2</b>			
At least level 2 of MEAT	NCC, NMPA-TWG	2013-2014	<ol style="list-style-type: none"> <li>1. MSN evaluation</li> <li>2. MPA TWG endorsement to NCC</li> <li>3. Approval by NCC and submission to RMPA-TWG for inclusion in regional database</li> </ol>
<b>CATEGORY 4</b>			
At least Level 3 of MEAT	NCC NMPA-TWG	2013	<ol style="list-style-type: none"> <li>1. MSN evaluation</li> <li>2. NMPA-TWG endorsement to NCC</li> <li>3. Approval by NCC and submission to RMPA-TWG</li> <li>4. Evaluation by designated Advisory Group</li> <li>5. Decision by RMPA-TWG based on the recommendation of Advisory Group <ul style="list-style-type: none"> <li>- If approved, inclusion in the RTWG database</li> <li>- If disapproved, return to NCC with recommendations</li> </ul> </li> </ol>

**CTMPAS Nomination and Selection Process and Timeline:  
SOLOMON ISLANDS**

Activity	Who is responsible	Time to complete	Supporting activities
<b>CATEGORY 1</b>			
1) SILMMA requests MPA information and community consent from communities, site Managers and responsible NGOs 2) SILMMA submits list to NCC MPA TWG and SILMMA members for validation. 3) MPA TWG submits list for endorsement from Government 4) NCC MPA TWG focal point submits to CT Atlas	SILMMA & NCC MPA TWG	May 2013	<ul style="list-style-type: none"> <li>• Signing of CT Atlas MOU</li> <li>• Development of standard process for agreement/consent template for MPA communities</li> <li>• Development/updating of national database/knowledge management system</li> </ul>
<b>CATEGORY 2</b>			
1) MPA focal point selects ME sites 2) MPA focal point submits list to NCC for Government endorsement including Provincial Governments validation 3) NCC MPA TWG focal point submits list to CTMPAS	SILMMA & NCC MPA TWG	End 2013/2014	<ul style="list-style-type: none"> <li>• Development of criteria for ME sites (ME Framework)</li> <li>• Establishment of national data/knowledge management system (SILMMA database?)</li> </ul>
<b>CATEGORY 4</b>			
1) SILMMA/Govt. (national/provincial) +SILMMA call for nominations from sites/networks 2) MPA TWG /SILMMA & Government conduct national assessment/approval 3) Government (CTI Focal Point) submits to CTMPAS	SILMMA, NCC MPA TWG, CTI Work program	Oct 2013	<ul style="list-style-type: none"> <li>• SILMMA SAC /NCC MPA TWG meeting</li> <li>• MPA Stakeholders meeting</li> </ul>



## A5: COUNTRY ACTION PLANS FOR MPA MANAGEMENT EFFECTIVENESS AND CTMPAS IMPLEMENTATION

Action Plan for MPA Management Effectiveness and CTMPAS Implementation INDONESIA				
Activity	Who is responsible	Timeline	Outcome	Support
Review of CTMPAS document, Indonesia part	NCC	Apr-May13	Final document and report	
Technical assistance for CTMPAS implementation	NCC	2014		
Training of E-MPA trainers	MMAF	Apr13	Trainers available	NGOs, universities
Training of E-MPA evaluators/assessors	MMAF	Jul-Aug13	Evaluators available	NGOs, universities
Assessment of all MPAs	MMAF, Local Government	May-Oct13	Current status or level of management	NGOs, universities
MPA awards	MMAF	Dec13	Encouraging	NGOs, private, others
Finalization of national MPA system (human resources, sustainable financing, decision support system, management unit, management plan)	MMAF, Local Government	Dec13	Clear system on national level	NGOs, private, others
Regular monitoring of resources, socioeconomic and governance	MPA Management Unit	Biannual	Input for policy and management interventions	NGOs, private, others
Development and improvement of management infrastructure	MMAF, Local Government	2014-2016	Better management	NGOs, private, others
Legalization of E-MPA networks and pilot-tested	MMAF	2015	MPA networks managed	
Adoption and integration of national MPA system	MMAF	2015	Clear guidelines, management system	
Updating of status of marine conservation data link with regional MPA database	MMAF	Annual	Current and up to date status in book and website	NGOs, universities, others
Support for social infrastructure for alternative livelihood	MMAF	2014	Community welfare	Privates, others
Pilot management (budget), technical assistance (HR) to support effective management in priority sites	MMAF	annual	Priority sites effectively managed and support to regional CTMPAS	NGOs, universities, private, others
Submission of proposed pilot MPA sites to regional (CTMPAS Category 2)	NCC	Jun13	Regional priority sites for Indonesia	
Assessment of MPA network effectiveness	MMAF	Started 2015, every 5 years	Status of MPA Network	NGOs, universities, others
Support for implementation of MPA networks (human resources, sustainable financing, partnership/co-management, management unit, programs)	MMAF	2015	Toward MPA Network effectiveness	NGOs, universities, private, others

**Action Plan for MPA Management Effectiveness and CTMPAS Implementation:  
MALAYSIA**

<b>Activities</b>	<b>Date</b>	<b>Responsible Person</b>
Attend REX4 workshop in Solomon Islands	Mar 2013	Sabah Park, DMPM (Department of Marine Park Malaysia)
Briefing outcome REX4 to NCC secretariat and endorsement on the list of nomination MPA Level-I; Identify and agree on the financial support	Mar 2013	Sabah Park, DMPM
Work with Coral Triangle Atlas on the nomination MPA Level-I	Mar 2013	NCCs, CT Atlas (WFC)
Draft preliminary management effectiveness report of Malaysia MPAs	Apr 2013	CT Atlas (WFC)
NCC final review and endorse CTMPAS document	Apr 2013	NCCs
Country final review CTMPAS document forward to MPA TWG	Apr 2013	NCCs
Printing ME report	Jun 2013	CT Atlas (WFC), DMPM
Document for the level-I sites of CTMPAS	May 2013	TWG MPA
Review all the available tools (adjust to Malaysian needs)	May 2013	TWG MPA
TWG MPA ME meeting	Jun 2013	Sabah Park, DMPM
Workshop Management Effectiveness	Jun 2013	TWG MPA
Finalize tool (pilot testing on 5 sites ME results)	Aug 2013	TWG MPA, WFC
Identification of ME team	Aug 2013	TWG MPA
Training of ME team	Sep 2013	TWG MPA
Endorsement of ME document	Dec 2013	NCCs
Apply ME tool to all MPAs	2014 onwards	Sabah Park, DMPM
Roadshow to stakeholders of the MPA site	2014 onwards	Sabah Park, DMPM
Review and adjust the management plan of respective MPAs	2014 onwards	TWG MPA
50% of selected MPAs (in peninsular and Sabah) evaluated	2015 onwards	TWG MPA
All MPAs (in peninsular and Sabah) evaluated	2016 onwards	TWG MPA
Zoning Plan finalized	Apr 2013	Sabah Park
Integrated Management Plan finalized	Jun 2013	Sabah Park
Integrated Management Plan adopted by Board of Trustee	Sep 2013	Sabah Park
Community engagement consultative	2013 onwards	Sabah Park
Preparation of legal document	Dec 2013	Sabah Park
Roadshow for gazettment/public consultation	2014	Sabah Park
Gazettment of TMP	2015	Sabah Park
Establishment of multi-stakeholders management body	2015	Sabah Park

**Action Plan for MPA Management Effectiveness and CTMPAS Implementation:  
PNG**

<b>Key steps/strategies</b>	<b>Activities</b>	<b>Date</b>	<b>Responsible Agency</b>	<b>Notes</b>
<b>National MPAS Framework</b>	1. Inform NCC and DEC of REX4 outcomes	19 March 2013	DEC	
	2. Develop and refine framework	30 June 2013	DEC, MPA TWG, TNC	Normal Government process
<b>Develop ME Program</b>	1. Develop ME program and or refine or finalise existing drafts	June 2013	MPA TWG, PNGCLMA	Synergise with NPAS and MPA Policy
	2. Assess existing ME tools if any	June 2013	MPA TWG, PNGCLMA, DEC	
<b>Operationalize framework</b>	1. PNGCLMA to facilitate ME programs through LTN	June 2013	DEC, PNGCLMA, TNC	Dates depend on PNGCLMA schedule
	2. Develop MPA Policy	December 2013	DEC	
<b>Stakeholder consultation</b>	1. Consultation on MPA Policy	December 2013	DEC	Normal Government process

**Action Plan for MPA Management Effectiveness and CTMPAS Implementation:  
PHILIPPINES**

<b>Key Steps/ Strategies</b>	<b>Activities</b>	<b>Date</b>	<b>Responsible Person</b>	<b>Philippine MPA TWG</b>
CTMPAS Framework Development & Refinement	1. Conduct MPA Regional Exchange to facilitate refinements to CTMPAS framework document	Mar 2013	NCC & country focal points to MPA REX	
	2. Work with Coral Triangle Atlas on the nomination process including forms for application and inclusion	Mar 2013	CT Atlas and MPA Technical Team, NCCs at MPA REX	<ul style="list-style-type: none"> <li>• Report to NCC after REX 4 (April 2013):</li> <li>• Recommend sites for Levels 2-4 .</li> </ul>
	3. ID & agree on supporting organization (including TOR and financing) to coordinate the implementation of the CTMPAS	Mar 2013	MPA TWG & MPA Technical team, NCCs at MPA REX	
	4. MPA Management Effectiveness case by each country in REX & clarification of management effectiveness within CTMPAS	Mar 2013	NCCs & MPA TWG at MPA REX	<ul style="list-style-type: none"> <li>• Assessment conducted</li> <li>• Policy and Information Management Guidelines developed</li> <li>• MEAT adopted by MSN (2013)</li> <li>• Institutionalized MEAT (2014)</li> <li>• Develop NEAT (2013)</li> <li>• NEAT developed (2016)</li> </ul>
	5. New brochure on CTMPAS	Mar 2013	MPA TWG & program Integrator	
CTMPAS Framework Adoption and Distribution	1. Review CTMPAS framework document by NCCs and all concerned	Apr 2013	NCCs, MPA TWG and resource persons	
	2. Final document prepared for printing	May 2013	MPA TWG and resource persons	
	3. Distribute the final version for CTMPAS Launch on Coral Triangle Day	June 2013	TWG Chair	Launch the CTMPAS Framework on CT Day/ICC
	3. SOM endorsement for full implementation	Sept 2013	TWG Chair & SOM	
CTMPAS Annual Cycle	1. CT Atlas report on the country MPA status	May 2013	CT Atlas Team and MPA TWG	Submit Philippine map from NAMRIA
	2. Prepare materials for the round I sites of CTMPAS	May 2013	Country focal points with partners	Finalize list of MPAs for levels 2-4 for endorsement

**Action Plan for MPA Management Effectiveness and CTMPAS Implementation:  
PHILIPPINES**

<b>Key Steps/ Strategies</b>	<b>Activities</b>	<b>Date</b>	<b>Responsible Person</b>	<b>Philippine MPA TWG</b>
	3. Mobilize partners and other donor projects to support (including funding) for CTMPAS implementation	Oct 2013 onwards	TWG , Regional Secretariat, partners, donors	Mobilize partners to support CTMPAS implementation
	4. CT Atlas makes status report for the NCC/TWG	Dec 2013	CT Atlas Team, resource persons	Facilitate the signing of MOU with CT Atlas
CTMPAS Annual Cycle	5. NCC reviews program status, recommendations and activities	Annual	MPA TWG, focal points	
	6. MPA TWG meets, reviews and decides on the membership status and program activities periodically	Biannual, 2013 onwards	MPA TWG	
	7. Annual recognition (awards) of CTMPAS sites and progress	June CT or MOO	TWG and MPA focal points	MPA Awards 2013 (Sept)
	8. Plan, organize and conduct capacity building activities (REX, training) to support the members and CTMPAS implementation	Annually	TWG meetings	MPA Forum (Mar/Apr 2013) VA Training (Apr 2013) Resource Assessment (May 2013)

**Action Plan for MPA Management Effectiveness and CTMPAS Implementation:  
SOLOMON ISLANDS**

<b>Activity</b>	<b>Who is responsible</b>	<b>Date/timeline</b>	<b>Result/outcome</b>
1. Establish ME core team – MFMR, MECDM and SILMMA members	NCC- MPA TWG Govt - SILMMA	April 2013	Functional Core Team
2. Review current management and monitoring protocols – community, national/regional	Core Team	April 2013	Familiar with ME principles; gaps; status (stakeholders)
3. Training of trainers on ME for LMMA	CTC	May 2013	Trained Managers
4. Develop ME framework, including database	Core team + technical expertise	May 2013	Draft ME framework
5. National consultation – MPA managers, government, etc.	Core Team	June/July 2013	Revised ME Framework
6. Select and test ME in pilot sites (including training) – nomination process for CTMPAS	Core Team	June/July 2013	Sites identified and ME tested (Testing – July to Dec 2013)
7. Refine and adapt ME Framework + endorsement from NCC	Core Team + Technical expertise	2014	Finalised ME Framework
8. Implement and Institutionalise	Govt-SILMMA, MPA Managers	2014/2015	Updated Database (e.g. CT Atlas), contribute to CTMPAS, Data analysis and reporting established

## A6: MPA REX4 PARTICIPANT SURVEY: PRIORITIES FOR PROGRAM SUSTAINABILITY

(Results of participant survey at the 4<sup>th</sup> CTI-CFF MPA REX, Honiara, Solomon Islands, 12-16 March 2013)

### a. Priorities by country

MPA REX4 Participant Survey: Priorities for Program Sustainability INDONESIA		
I. Implementation of Commitments from Workshops	II. Implementation of CTMPAS Action Plan	III. Continuation of MPA-REX Activities
<p>a.1. technical, policy, political, management or other support in moving your in-country MPA networks towards becoming operational</p> <p>b.1. technical, policy, political, management or other support for implementing a national MPA management effectiveness program that contributes to the regional ME program</p>	<p>a.1. best management practices</p> <p>b.1. designing MPAs that generate significant income, livelihoods and food security benefits for coastal communities</p> <p>b.2. identifying and building sustainable finance mechanisms</p>	<p>a.1. regional exchanges and dialogues</p> <p>a.2. opportunities for learning and sharing amongst regional sites, programs and partners</p>
<p>a.1. technical, policy, management or other support in meeting Level 4: Flagship Site Status</p> <p>a.2. technical, policy, management or other support in meeting Level 3: Priority Site Status</p> <p>a.3. technical support for developing ecological or social monitoring systems to measure MPA effectiveness</p> <p>b.1. technical, policy, political, management or other support for implementing a national MPA management effectiveness program that contributes to the regional ME program</p>	<p>a.1. best management practices</p> <p>a.2. technical reports</p> <p>b.1. identifying and building sustainable finance mechanisms</p> <p>b.2. building more resilient MPAs and MPA networks</p> <p>b.3. designing MPAs that generate significant income, livelihoods and food security benefits for coastal communities</p>	<p>a.1. regional exchanges and dialogues</p> <p>a.2. on-going support for technical working group</p> <p>a.3. opportunities for learning and sharing amongst regional sites, programs and partners</p>
<p>a.1. technical, policy, management or other support in meeting Level 2: Effectively Managed Site Status</p> <p>a.2. technical, policy, political, management or other support in moving your in-country MPA networks towards becoming operational</p> <p>a.3. technical, policy, management or other support in meeting Level 3: Priority Site Status</p> <p>b.1. technical, policy, political, management or other support for implementing a national MPA management effectiveness program that contributes to the regional ME program</p>	<p>a.1. best management practices</p> <p>a.2. database</p> <p>b.1.</p>	<p>a.1. regional exchanges and dialogues</p> <p>a.2. develop regional training programs that build capacity of the regional MPA systems</p> <p>a.3. opportunities for learning and sharing amongst regional sites, programs and partners</p>

**MPA REX4 Participant Survey: Priorities for Program Sustainability  
MALAYSIA**

<b>I. Implementation of Commitments from Workshops</b>	<b>II. Implementation of CTMPAS Action Plan</b>	<b>III. Continuation of MPA-REX Activities</b>
<p>a.1. technical, policy, political, management or other support in moving your in-country MPA networks towards becoming operational</p> <p>b.1. technical, policy, political, management or other support for implementing a national MPA management effectiveness program that contributes to the regional ME program</p>		<p>a.1. regional exchanges and dialogues</p> <p>a.2. on-going support for technical working group</p> <p>a.3. support for a regional administrative support system to ensure implementation of the CTMPAS Framework and Action Plan and the Regional Plan of Action</p>
<p>a.1. technical support in the design and development of an in-country MPA network based on ecosystem, socioeconomic or governance principles</p> <p>a.2. technical support for developing ecological or social monitoring systems to measure MPA effectiveness</p> <p>a.3. technical, policy, management or other support in meeting Level 1: Recognized CTMPAS Site Status</p> <p>b.1. technical, policy, political, management or other support for designing and/or developing a national MPA management effectiveness program that contributes to the regional ME program</p> <p>b.2. technical, policy, political, management or other support for implementing a national MPA management effectiveness program that contributes to the regional ME program</p>	<p>a.1. technical reports</p> <p>a.2. best management practices</p> <p>b.1. scientific studies to improve MPA design to maximize fisheries benefits for commercially important macroinvertebrates (trochus, sea cucumbers, giant clams etc)</p> <p>b.2. strengthening site management systems</p> <p>b.3. designing MPAs that generate significant income, livelihoods and food security benefits for coastal communities</p>	<p>a.1. develop regional training programs that build capacity of the regional MPA systems</p> <p>a.2. opportunities for learning and sharing amongst regional sites, programs and partners</p> <p>a.3. regional exchanges and dialogues</p>
<p>a.1. technical support for developing ecological or social monitoring systems to measure MPA effectiveness</p> <p>a.2. technical, policy, management or other support in meeting Level 2: Effectively Managed Site Status</p> <p>a.3. technical, policy, management or other support in meeting Level 3: Priority Site Status</p>	<p>a.1. technical, policy, political, management or other support for designing and/or developing a national MPA management effectiveness program that contributes to the regional ME program</p> <p>a.2. technical, policy, political, management or other support for implementing a national MPA management effectiveness program that contributes to the regional ME program</p> <p>a.3. other needs to move your national</p>	<p>a.1. develop BMP team to define and promote management effectiveness tools</p> <p>a.2. regional exchanges and dialogues</p> <p>a.3. opportunities for learning and sharing amongst regional sites, programs and partners</p>



**MPA REX4 Participant Survey: Priorities for Program Sustainability  
MALAYSIA**

<b>I. Implementation of Commitments from Workshops</b>	<b>II. Implementation of CTMPAS Action Plan</b>	<b>III. Continuation of MPA-REX Activities</b>
	<p>MPA ME program forward</p> <p>b.1. strengthening site management systems</p> <p>b.2. designing MPAs that generate significant income, livelihoods and food security benefits for coastal communities</p> <p>b.3. scientific studies to improve MPA design to maximize fisheries benefits for commercially important macroinvertebrates (trochus, sea cucumbers, giant clams etc)</p>	

**MPA REX4 Participant Survey: Priorities for Program Sustainability  
PNG**

<b>I. Implementation of Commitments from Workshops</b>	<b>II. Implementation of CTMPAS Action Plan</b>	<b>III. Continuation of MPA-REX Activities</b>
<p>a.1. technical support for developing ecological or social monitoring systems to measure MPA effectiveness</p> <p>a.2. technical support in the design and development of an in-country MPA network based on ecosystem, socioeconomic or governance principles</p> <p>a.3. technical, policy, political, management or other support in moving your in-country MPA networks towards becoming operational</p> <p>b.1. technical, policy, political, management or other support for designing and/or developing a national MPA management effectiveness program that contributes to the regional ME program</p> <p>b.2. technical, policy, political, management or other support for implementing a national MPA management effectiveness program that contributes to the regional ME program</p>	<p>a.1. database</p> <p>a.2. technical reports</p> <p>a.3. best management practices</p> <p>b.1. identifying and building sustainable finance mechanisms</p> <p>b.2. strengthening site management systems</p> <p>b.3. building more resilient MPAs and MPA networks</p>	<p>a.1. regional exchanges and dialogues</p> <p>a.2. develop regional training programs that build capacity of the regional MPA systems</p> <p>a.3. opportunities for learning and sharing amongst regional sites, programs and partners</p>

**MPA REX4 Participant Survey: Priorities for Program Sustainability  
PHILIPPINES**

<b>I. Implementation of Commitments from Workshops</b>	<b>II. Implementation of CTMPAS Action Plan</b>	<b>III. Continuation of MPA-REX Activities</b>
<p>a.1. technical, policy, management or other support in meeting Level 3: Priority Site Status</p> <p>a.2. technical, policy, management or other support in meeting Level 4: Flagship Site Status</p> <p>a.3. technical support for developing ecological or social monitoring systems to measure MPA effectiveness</p> <p>b.1. technical, policy, political, management or other support for designing and/or developing a national MPA management effectiveness program that contributes to the regional ME program</p>	<p>a.1. database</p> <p>b.1. analyzing and guiding adaptive management approaches</p>	<p>a.1. support for a regional administrative support system to ensure implementation of the CTMPAS</p>
<p>a.1. technical, policy, political, management or other support in moving your in-country MPA networks towards becoming operational</p> <p>a.2. technical, policy, management or other support in meeting Level 3: Priority Site Status</p> <p>b.1. technical, policy, political, management or other support for implementing a national MPA management effectiveness program that contributes to the regional ME program</p>	<p>a.1. best management practices</p> <p>a.2. database</p> <p>b.1. strengthening site management systems</p> <p>b.2. analyzing and guiding adaptive management approaches</p>	<p>a.1. support for a regional administrative support system to ensure implementation of the CTMPAS Framework and Action Plan and the Regional Plan of Action</p> <p>a.2. regional exchanges and dialogues</p> <p>a.3. opportunities for learning and sharing amongst regional sites, programs and partners</p>

**MPA REX4 Participant Survey: Priorities for Program Sustainability  
SOLOMON ISLANDS**

<b>I. Implementation of Commitments from Workshops</b>	<b>II. Implementation of CTMPAS Action Plan</b>	<b>III. Continuation of MPA-REX Activities</b>
<p>a. 1. technical support in the design and development of an in-country MPA network based on ecosystem, socioeconomic or governance principles</p> <p>a. 2. technical, policy, management or other support in meeting Level 2: Effectively Managed Site Status</p> <p>b.1. technical, policy, political, management or other support for designing and/or developing a national MPA management effectiveness program that contributes to the regional ME program</p>	<p>a. 1. Data base</p> <p>a. 2. technical reports</p> <p>b.1. designing MPAs that generate significant income, livelihoods and food security benefits for coastal communities</p> <p>b.2. strengthening site management systems</p> <p>b.3. analyzing and guiding adaptive management approaches</p>	<p>a.1. opportunities for learning and sharing amongst regional sites, programs and partners</p> <p>a.2. regional exchanges and dialogues</p> <p>a.3. develop BMP team to define and promote management effectiveness tools</p>
<p>a.1. technical support in the design and development of an in-country MPA network based on ecosystem, socioeconomic or governance principles</p> <p>a.2. technical support for developing ecological or social monitoring systems to measure MPA effectiveness</p> <p>a.3. technical, policy, political, management or other support in moving your in-country MPA networks towards becoming operational</p> <p>b.1. technical, policy, political, management or other support for implementing a national MPA management effectiveness program that contributes to the regional ME program</p> <p>b.2. technical, policy, political, management or other support for designing and/or developing a national MPA management effectiveness program that contributes to the regional ME program</p>	<p>a.1. best management practices</p> <p>a.2. technical reports</p> <p>a.3. data base</p> <p>b.1. strengthening site management systems</p> <p>b.2. designing MPAs that generate significant income, livelihoods and food security benefits for coastal communities</p> <p>b.3. building more resilient MPAs and MPA networks</p>	
<p>a.1. technical, policy, management or other support in meeting Level 2: Effectively Managed Site Status</p> <p>a.2. technical, policy, political, management or other support in moving your in-country MPA networks towards becoming operational</p> <p>b.1. technical, policy, political, management or other support for designing and/or developing a national MPA management effectiveness program that contributes to the regional ME program</p>	<p>a.1. database</p> <p>a.2. best management practices</p> <p>a.3. technical reports</p> <p>b.1. designing MPAs that generate significant income, livelihoods and food security benefits for coastal communities</p> <p>b.2. strengthening site management systems</p> <p>b.3. identifying and building sustainable finance mechanisms</p>	<p>a.1. develop BMP team to define and promote management effectiveness tools</p> <p>a.2. develop regional training programs that build capacity of the regional MPA systems</p> <p>a.3. regional exchanges and dialogues</p>

**MPA REX4 Participant Survey: Priorities for Program Sustainability  
SOLOMON ISLANDS**

<b>I. Implementation of Commitments from Workshops</b>	<b>II. Implementation of CTMPAS Action Plan</b>	<b>III. Continuation of MPA-REX Activities</b>
<p>a.1. technical, policy, management or other support in meeting Level 2: Effectively Managed Site Status</p> <p>a.2. technical support in the design and development of an in-country MPA network based on ecosystem, socioeconomic or governance principles</p> <p>a.3. technical, policy, management or other support in meeting Level 3: Priority Site Status</p> <p>b.1. technical, policy, political, management or other support for designing and/or developing a national MPA management effectiveness program that contributes to the regional ME program</p>	<p>a.1. technical reports</p> <p>a.2. best management practices</p> <p>a.3. database</p> <p>b.1. strengthening site management systems</p> <p>b.2. designing MPAs that generate significant income, livelihoods and food security benefits for coastal communities</p> <p>b.3. identifying and building sustainable finance mechanisms</p>	<p>a.1. develop regional training programs that build capacity of the regional MPA systems</p> <p>a.2. develop BMP team to define and promote management effectiveness tools</p> <p>a.3. on-going support for the technical working group</p>
<p>a.1. technical support for developing ecological or social monitoring systems to measure MPA effectiveness</p> <p>a.2. technical, policy, management or other support in meeting Level 2: Effectively Managed Site Status</p>	<p>a.1. database</p> <p>b.1. designing MPAs that generate significant income, livelihoods and food security benefits for coastal communities</p> <p>b.2. scientific studies to improve MPA design to maximize fisheries benefits for commercially important macroinvertebrates (trochus, sea cucumbers, giant clams etc)</p> <p>b.3. analyzing and guiding adaptive management approaches</p>	<p>a.1. develop regional training programs that build capacity of the regional MPA systems</p> <p>a.2. opportunities for learning and sharing amongst regional sites, programs and partners</p> <p>a.3. regional exchanges and dialogues</p>

**b. Top priorities by category**

I. Implementation of Commitments from Workshops	II. Implementation of CTMPAS Action Plan	III. Continuation of MPA-REX Activities
<p>a.1. technical, policy, political, management or other support in moving your in-country MPA networks towards becoming operational</p> <p>a.2. technical support for developing ecological or social monitoring systems to measure MPA effectiveness</p> <p>a.3. technical, policy, management or other support in meeting Level 2: Effectively Managed Site Status</p> <p>a.4. technical, policy, management or other support in meeting Level 3: Priority Site Status</p> <p>b.1.. technical, policy, political, management or other support for designing and/or developing a national MPA management effectiveness program that contributes to the regional ME program</p> <p>b.2. technical, policy, political, management or other support for implementing a national MPA management effectiveness program that contributes to the regional ME program</p>	<p>a.1. database</p> <p>a.2. best management practices</p> <p>a.3. technical reports</p> <p>b.1. designing MPAs that generate significant income, livelihoods and food security benefits for coastal communities</p> <p>b.2. strengthening site management systems</p> <p>b.3. identifying and building sustainable finance mechanisms</p>	<p>a.1. regional exchanges and dialogues</p> <p>a.2. develop regional training programs that build capacity of the regional MPA system</p> <p>a.3. opportunities for learning and sharing amongst regional sites, programs and partners</p>

## A7: MINUTES OF THE 4<sup>TH</sup>MPA TWG FORMAL MEETING

### Minutes of 4<sup>th</sup>CTI MPA TWG Formal Meeting

Kitano Mendana Hotel, Honiara, Guadalcanal, Solomon Islands

16 March 2013

#### **TWG members and partners present:**

Rofi Alhanif (Indonesia/Co-chair)	ViniuGenia (PNG)
Handoko Adi Susanto (Indonesia)	AgnethaVave-Karamui (Solomon Islands)
Suraji (Indonesia)	Alan White (TNC/CTSP)
Binson, Augustine (Malaysia)	HendraYusranSiry (Interim Regional Secretariat)
Abdul Hamid, Datin Shahima (Malaysia)	Nurulhuda, Ahmad Fatan (Worldfish/CT Atlas)
Lynette Laroya (Philippines/Chair)	ShwuJiauTeoh (Worldfish/CT Atlas)
Sandra Arcamo (Philippines)	William Jatulan (PI)

#### **Proceedings:**

After an opening statement by MsAgnethaVave-Karamui, representing host-country Solomon Islands, and brief introduction of participants, Ms Lynette Laroya (Philippines/Chair) called the meeting to order at 9:27am. This was the 4<sup>th</sup> formal meeting of the MPA TWG. It was held following the CTI Regional Exchange on Developing a MPA Management Effectiveness Protocol to Support the CTMPAS (REX4) held on 12-15 March 2013 at Kitano Mendana Hotel, Honiara, Guadalcanal, Solomon Islands.

Mr. Rofi Alhanif (Indonesia) served as Co-chair.

- 1) **Background.** The Chair presented the following meeting agenda, which was adopted, without objection, on motion by Malaysia.

- a. **Agenda**

- **Minutes of 3<sup>rd</sup> CTI MPA TWG Meeting.** The first order of business was to review and approve the minutes of the 3<sup>rd</sup> MPA TWG meeting. The 3<sup>rd</sup> MPA TWG meeting was held on 10 October 2012 in Malayan Plaza, Ortigas Center, Pasig City, Philippines.
- **Review, Discussion and Adoption of Key Outputs of the 4<sup>th</sup> MPA REX.** In particular, this TWG meeting would tackle the following outputs of MPA REX4:
  - *Criteria for nomination of CTMPAS Categories 1, 2, 3 and 4*
  - *CTMPAS nomination process*
  - *Monitoring and evaluation (M&E) and CTMPAS Action Plans*
- **Endorsement for the Sustainability of the CT Atlas.** The main purpose of this agenda item was to recognize the contribution of the CT Atlas to the development of the CTMPAS and encourage support for its sustainability.
- **Creation of the CTMPAS Advisory Group.** Under this agenda item, the TWG would take up a key provision of the CTMPAS framework, which calls for the creation of an Advisory Group that would assist the TWG in the selection of Category 4 “Regional flagship MPAs” and sites for Category 3 “Priority Development Sites”.
- **Terms of reference (TOR) of Home Operational Institution or Coordinator of the CTMPAS.** This agenda item tackled the need to identify a

“home operational institution” that would coordinate the CTMPAS and to define its tasks.

- **MPA-related Priority/ies for Consideration at the CTI Regional Priorities Workshop.** This agenda item focused on key priority activities/issues that the MPA TWG is seeking to include in the agenda of the CTI Regional Priorities Workshop set for 20-22 August 2013.
- **Other Matters**

## 2) Discussion

- a. **Minutes of 3<sup>rd</sup> CTI MPA TWG Meeting.** Highlights of the minutes of the 3<sup>rd</sup> CTI MPA TWG Meeting were presented by the Philippines. On motion by Indonesia, the minutes, as presented, were approved without changes.
- **Updates on roadmap developed at the 3<sup>rd</sup> MPA TWG Meeting.** The Chair reported that, overall, the roadmap that the TWG developed during their 3<sup>rd</sup> formal meeting in October 2012 was “80 percent done” and activities that were not accomplished would be taken up in this meeting. Shown in the annotated tables below are the Chair’s and Co-Chair’s updates on two key steps/strategies contained in that roadmap.
    - **CTMPAS framework development and adoption.** The Chair reported that all except one activity agreed on by the TWG in their 3<sup>rd</sup> formal meeting were accomplished, as shown in the table below. The one activity that was not completed was the “production of final document (CTMPAS framework)” scheduled for 31 Jan 2013:

Activities	Target completion	Key Persons	Chair’s Updates
Send inputs (section 1.3) to Stacey by Friday a. Management effectiveness tools from each country b. Country write ups, other inputs	12 Oct 2012	Country representatives	Completed
Revise the CTMPAS figure	15 Oct 2012	Alan, Stacey	Completed
Send version 2.0 to NCCs for review	19 Oct 2012	Alan, Stacey	Completed
NCCs review and send back comments to the version 2.0 to Alan and Stacey	31 Oct 2012	Country focal points	Completed
Clean and lay out the final draft version	12 Nov 2012	Leilani	Completed
Distribute final draft version for SOM	19 Nov 2012	TWG Chair	Completed
SOM deliberation and endorsement (After endorsement by SOM, TWG will meet to agree on the supporting organization TOR, nomination and support from partners)	21 Nov 2012	TWG Chair	Draft presented to SOM approved with proviso for additional inputs from countries
Soft launch (document and powerpoint) at Local Government Network forum	4-8 Dec 2012	TWG Chair	Completed
Production of the final document	31 Jan 2013	Alan	Delayed pending finalization of CTMPAS Framework



- **CTMPAS piloting and launch.** The Chair and Co-Chair updated the body on developments toward the initial implementation of the CTMPAS, shown in the table below.

Activities	Target completion	Key persons	Chair/Co-Chair's Updates
Work with CT Atlas on the nomination process including development of forms	21 Nov 2012	Alan, Lynette, Luz	In-country nomination process developed and reported at MPA REX4; included in this meeting's agenda
Identify and agree on the supporting organization (including the TOR and financing) to coordinate the implementation of the CTMPAS	31 Jan 2013	TWG	Not done; to be discussed as part of this meeting's agenda
Development of a brochure to popularize the CTMPAS	4 Dec 2012	Leilani	Completed
CT Atlas report on the country MPA status	15 Feb 2013	Alan, CT Atlas Team, TWG	Completed
Case studies on management effectiveness by each country	15 Feb 2013	Country focal points	Partially completed in 4 <sup>th</sup> MPA REX
Conduct REX 4 and complete first round of nominations to CTMPAS	11 Mar 2013	TWG Alan	REX4 completed; nominations not done, to be discussed as part of this meeting's agenda
Mobilization of partners and other donor projects to support (including funding) for CTMPAS implementation	Oct 2013 onwards	TWG, Regional Secretariat	To be included in the Regional Priorities Workshop (20-22 Aug 2013)
Launch of the CTMPAS	CT Day or Ocean Day	TWG, Alan	Targeted for CT Day, 9 June 2013 and/or during Regional Priorities Setting Workshop, August 20-22, 2013

- **Additional comments.** Solomon Islands requested the body to put it on record that as a relative beginner to MPA management effectiveness programs, they did not have a case study on management effectiveness and therefore “would really appreciate” having case studies on MPA management effectiveness from other countries, The development of case studies was an activity identified in the 3<sup>rd</sup> MPA TWG meeting that was not accomplished as of its target completion date (15 Feb 2013) but partially addressed during the 4<sup>th</sup> MPA REX

#### **b. Review, Discussion and Adoption of Key Outputs of the 4<sup>th</sup> MPA REX.**

- **Criteria for nomination of CTMPAS Categories 1, 2, 3 and 4**
  - **Category 1 – MPA attributes to be included in the CT Atlas.** The body agreed that the CT Atlas dataset for Category 1 CTMPAS sites will include the following:

<b>Country*</b>	Indonesia   Malaysia   Papua New Guinea   Philippines   Solomon Islands   Timor-Leste
<b>Longitude*</b>	Longitudinal coordinates
<b>Latitude*</b>	Latitudinal coordinates
<b>Name*</b>	The official name of the protected area <sup>1</sup>
<b>Designation*</b>	The type of protected area as legally/officially established/recognized (e.g. national park, world heritage site)
Legal/Formal Instrument	Legal Code/Number based on country systems <sup>2</sup>
<b>Designation Type*</b>	Local   National   International
<b>Domain*</b>	Marine   Marine-Terrestrial <sup>3</sup>
<b>Status*</b>	Designated   Proposed
<b>Date Established*</b>	Date/Year of the MPA established legally/formally
<b>Reported area (ha<sup>4</sup>)*</b>	Total size of protected area in ha <sup>4</sup> based on legal/formal status/declaration
<b>Total marine area (ha<sup>4</sup>)*</b>	Total size of marine area in ha <sup>4</sup> within protected area
<b>Management Plan*</b>	Yes   No   Unknown   Drafted
IUCN Management Category	Classification under IUCN (Ia, Ib, II, III, IV, V or VI)
International Convention	Designation of MPA by an international convention/program (e.g. Ramsar site, World Heritage Site, Unknown)
Administrative unit level-I	Government level that administers or holds jurisdiction over MPA (e.g. in Malaysia, a MPA may be administered by either the federal government or state government; in the Philippines, MPAs are typically administered either by the national government (NIPAS) or the municipal/local government.
Zonation	Yes   No   Unknown
No Take	All   Part   Seasonal   None   Unknown
Reported No Take Area (ha <sup>4</sup> )	Total area of no take zones in hectares <sup>4</sup>
Management Effectiveness Model	Model used (eg. MEAT/ E-MPA) to assess management effectiveness
Management Effectiveness Rating	ME rating based on MPA ME system used
Source	Source/provider of the data
Validated	Yes   No   Unknown. If Yes, name of person/organization who validated the MPA
Notes	Additional notes/remarks about the MPA

\* Core (minimum) attributes required for a MPA to be included as a recognized CTMPAS site.

<sup>1</sup> The name of the MPA should include its location to avoid confusion over MPAs with similar names (e.g. Apo Island Protected Landscape/Seascape, Dauin, Negros Oriental; Apo Reef Natural Park, Occidental Mindoro).

<sup>2</sup> This refers to the number or code used to identify the legal/formal instrument that established the MPA. The full title/name of the law or formal declaration may also be provided, and when available, the full text of the document should be provided as an attachment.

<sup>3</sup> Where the protected area includes both terrestrial and marine components, the marine area should be disaggregated (countries will be responsible for providing data, e.g. size of marine area).

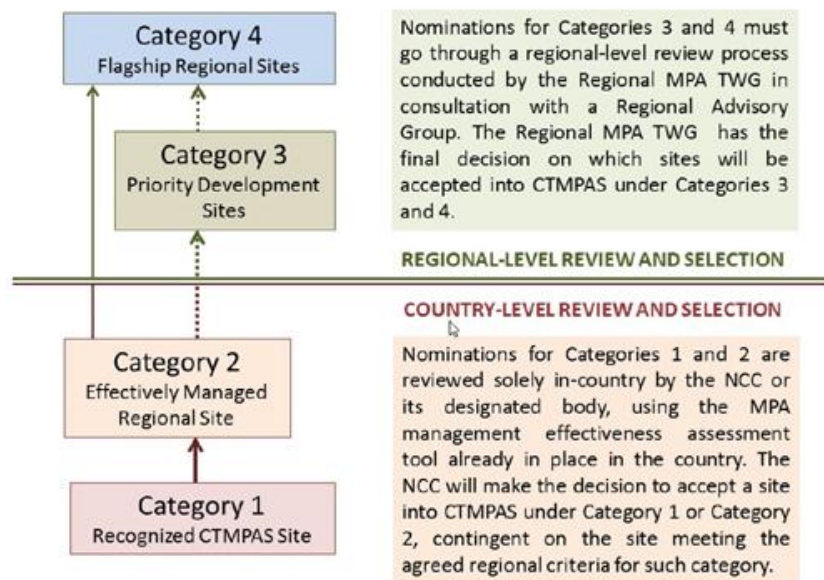
<sup>4</sup> The default unit of measure is hectare, but area data expressed in square kilometers/square meters will also be included as parenthetical information.

*Note: Colors may be used to represent the CTMPAS Categories*

- **Category 2 – Effectively managed MPAs.** Noting that the countries agreed during the recently concluded MPA REX4 to rate their own MPAs based on the MPA management effectiveness assessment tool that they each are using, the TWG approved without further discussion the following general regional criteria for effective MPA management that came out of MPA REX4:

Effectively Managed Regional Sites	Sites recognized as contributing towards CTMPAS objectives at regional scales.
<b>Sites should form a network</b>	Regional scale objectives will be achieved through networks, rather than individual MPAs; exceptions might include large fully no-take or zoned MPAs. A network can be constituted through ecological, governance or social-learning attributes or a combination thereof as defined in the CTMPAS Framework.
<b>Sites should target an identified regional priority area, habitat or species</b>	These may include: key biodiversity areas; world heritage sites; biosphere reserves, global priorities, priority seascapes; critical or threatened habitats; threatened, charismatic or migratory species; national priority / heritage or other identified priorities.
<b>Sites should achieve a threshold level of management effectiveness:</b>	<i>(examples of verification documentation)</i>
Formal or legal basis for establishment	- Legal or formal document establishing MPA
Management body established and functioning	- Record from regular meetings (or similar) - Management body structure
Management and / or zoning plan approved and implemented, including <ul style="list-style-type: none"> <li>- clearly stated objectives</li> <li>- standard operating procedures for monitoring &amp; enforcement</li> <li>- sustainable financing <i>strategy</i> / budget</li> </ul>	- Management plan document
Resource and socioeconomic baseline assessment completed	- Assessment reports
Biophysical and socioeconomic monitoring (designed to address objectives) conducted regularly, results analyzed	- Monitoring results / reports
Information, Education, Communication, awareness programs	- Outputs / materials
Effective enforcement	- Violators apprehended and penalized
Community involvement and participation in management	- community members participate in resource assessments - community members on enforcement team - community members on management body
Multi-stakeholder involvement in management	- E.g. multi-stakeholder management body - Collaborative programs - Various levels of stakeholder engagement - Stakeholder consultative body
Increased livelihood opportunities	- alternative livelihoods program linked to MPA - income from MPA tourism
Research and development	- applying science to inform management - adaptive management cycle
<b>Sites should adhere to at least two of the following ecological design criteria:</b>	Sites are most likely to be ecologically effective if they adhere to at least two, and preferably more of the ecological design criteria below:
Representation	Sites should represent the full diversity of species and habitats within their region.
Replication	Habitats and species should be replicated within highly protected areas to safeguard against disturbance events.
Resilience	Critical sites for ensuring the resilience of coral reefs and associated habitats should be identified and protected.
Connectivity	The size, spacing and location of MPAs should be informed by the home range, larval dispersal distances, and habitats utilized by focal management species.
Critical areas protected	Spawning aggregations, nesting and nursery areas, critical habitats for key species etc.

- **Category 3 – Regional Priority Development Sites.** The body approved the following general criteria for the selection of CTMPAS regional priority development sites:
  - Regionally important in terms of ecology, socio-economics and governance
  - Sites that require further development and assistance
  - Formally recognized and endorsed by the country
  - Passed a regional review for acceptance into the CTMPAS
  
- **Category 4 – Regional Flagship Sites.** On suggestion by Indonesia, the definition of “flagship sites” in the draft CTMPAS framework was revised from “Sites of exceptional regional importance in terms of ecology, socioeconomics and governance which are already effectively managed” to “Sites of exceptional regional importance in terms of ecology, socioeconomics and governance which are already effectively managed or demonstrate the most advanced effective management criteria in each country.” The body accepted Indonesia’s suggestion with the proviso that the definition will be further refined to distinguish Category 4 from Category 3.
  
- **CTMPAS Nomination Process.** Pointing out that the nomination will be done by each country according to their own internal processes, the TWG decided to simply note the CTMPAS nomination process reported by each country as part of their MPA REX4 workshop outputs. The TWG however further discussed and refined the conceptual framework for the CTMPAS nomination process that was included in the Philippine report, and adopted the following framework:



- **M&E and the CTMPAS Action Plans.** The body noted the M&E action plans reported during MPA REX4 and revised the regional CTMPAS action plan to reflect recent developments. The approved revised CTMPAS action plan is shown in the annotated table below: (Green: Done; Yellow: Ongoing; White: Not started)

<b>Key Steps/ Strategies</b>	<b>Activities</b>	<b>Date</b>	<b>Responsible Person</b>
CTMPAS Framework Development and Refinement	6. Conduct MPA Regional Exchange to facilitate refinements to CTMPAS framework document	Mar 2013	NCC and country focal points to MPA REX
	7. Work with Coral Triangle Atlas on the nomination process including forms for application and inclusion	Mar 2013	CT Atlas and MPA Technical team, MPA REX
	8. Identify and agree on the supporting organization (including the TOR and financing) to coordinate the implementation of the CTMPAS	Mar 2013	MPA TWG and MPA Technical team, NCCs at MPA REX
	9. MPA Management effectiveness case by each country in MPA REX and clarification of management effectiveness within CTMPAS	Mar 2013	NCCs and MPA TWG at MPA REX
	10. New brochure on CTMPAS (Executive Summary)	9 Jun 2013	MPA TWG, Program Integrator
CTMPAS Framework Adoption and Distribution	6. Review CTMPAS framework document by National MPA TWG and all concerned <sup>1</sup>	30 Apr 2013	NCCs, MPA TWG, resource persons
	7. Final document prepared for printing	30 Jun 2013	MPA TWG, resource persons
	8. Distribute the updated version of brochure for CTMPAS Launch on Coral Triangle Day	Jun 2013	TWG Chair
	9. Launch of the full document during the Regional Priorities Setting Workshop	20-22 Aug 2013	TWG Chair
	10. SOM presentation on updates and full implementation	TBD	TWG Chair, SOM
CTMPAS Annual Cycle	12. CT Atlas report on the country MPA status <sup>2</sup>	31 May 2013	CT Atlas Team, MPA TWG
	13. Prepare materials for the round 1 sites of CTMPAS (see country work plans)	Jun 2013	Country focal points with partners
	14. Submission of categories 3&4	30 Jun 2013	NCCs/MPA Focal Points
	15. Organize the MPA Advisory Group to review the nominations	1 Jul 2013	MPA TWG Chair
	16. Review nominations for Categories 3 and 4	Aug 2013	MPA TWG/ Advisory Group
	17. Mobilize partners and other donor projects to support (including funding) for CTMPAS implementation (during the RPW)	20-22 Aug 2013 onwards	TWG, Regional Secretariat, partners, donors
	18. CT Atlas makes status report for the NCC/TWG	Dec 2013	CT Atlas Team, resource persons
	19. NCC/SOM reviews program status, recommendations and activities	Annual	MPA TWG, Focal points
	20. MPA TWG meets, reviews and decides on the nomination status and program activities periodically	Biannual, 2013 onwards	MPA TWG
	21. Annual recognition (awards) of CTMPAS sites and progress	CT or Ocean Day 2014	TWG, MPA focal points
	22. Plan, organize and conduct capacity building activities (REX, training) to support the members and CTMPAS implementation	Annually	TWG meetings
	<b>Notes:</b> <sup>1</sup> When draft framework is completed, the Regional Secretariat will help circulate document and remind countries to submit inputs. <sup>2</sup> CT Atlas MPA report will be based on most current data available in the CT Atlas CTMPAS database.		

- c. **Endorsement for the sustainability of the CT Atlas.** Noting that the sustainability of the CT Atlas would a good topic to take up in the August 2013 Regional Priorities Workshop, the body agreed to issue the following official statement endorsing continued support of the CTMPAS:

*“The MPA TWG recognizes the contribution of the Coral Triangle Atlas (CT-Atlas) in the development and implementation of the CTMPAS Framework, and hence endorses the continued partnership and reiterates the need for support for sustainability of the CT Atlas.”*

- d. **Creation of the CTMPAS Advisory Group.** The body agreed that:
- The CTMPAS Advisory Group (to be formed by June) will be made up of 3-5 “external advisers/experts” (on marine ecology, socioeconomics and governance) to balance country representation (TWG).
  - Funding support (for the CTMPAS Advisory Group and selection process) would be a major consideration that should be taken up in the August 2013 Regional Priorities Workshop (the first round of selection may be supported by USCTI)
  - The following organizations will be considered as sources of expertise: (1) SPREP; (2) SPC; (3) AIMS; (4) ICRI; (5) GBR; (6) PEMSEA; (7) SEAFDEC; (8) ACB; (9) UNESCO; (10) IUCN; (11) NOAA
  - The TOR/tasks of the Advisory Group will include the following: (1) In consultation with the TWG, develop nomination and evaluation forms based on the agreed criteria for CTMPAS Categories 3 and 4; (2) In consultation with the TWG, evaluate MPAs nominated under Categories 3 and 4; and (3) Provide the TWG with external, independent advice on the regional significance of each nominated MPA.
  - The TWG Chair, with advice from Dr. White, will take the lead in the refinement and further development of the TOR of the Advisory Group. (The Chair encouraged the countries to provide inputs to the development of TOR.)
- e. **Terms of reference (TOR) of home operational institution or coordinator of the CTMPAS.** The TWG noted *Section 3.7: CTMPAS Coordination and Organizational Structure* of the draft CTMPAS Framework and approved the initial task outline for the “CTMPAS Supporting Institution or Individuals” provided in this section, pending completion of a more detailed TOR that will be included in the CTMPAS Framework as Annex 4.
- f. **MPA-related priority/ies for consideration at the CTI Regional Priorities Workshop.** The body approved the following list of regional priorities:
1. Support for MPA REX (to be held annually) -- See Ann's (Walton) notes
  2. Support for the CTMPAS "host operational institution" or coordinator tagged with the Regional Secretariat
  3. Support for Advisory Group
  4. Assistance to the countries in establishing M&E system and management effectiveness program
  5. Promotion of CTI MPA programs internationally (general global audience or scientific community)
  6. Support for trainings, including cross-trainings, at the regional level for MPA practitioners (formalize arrangements country by country with CTC)
  7. Support for sites selected as "priority development sites"

**g. Other Matters.**

- The body agreed to:
  - Hold a monthly conference call to discuss CTMPAS developments and other matters;
  - Send a letter to TNC (copy the Regional Secretariat) requesting Dr. White to provide continued support to the MPA TWG beyond the life of USCTI;
  - Hold a sidebar meeting at the Regional Priorities Workshop on 20-22 August 2013;
  - Report to the SOM on the status of MPAs in each country relative to the M&E indicators.
  - Prepare a decision memo for SOM consideration (1) recognizing CTMPAS Categories 3 and 4 and the status of CTMPAS overall; (2) recognizing the CTMPAS Advisory Group; (3) fully endorsing CTMPAS implementation.
  - Finish the CTMPAS framework document.

**Next meeting.** As agreed, the next TWG formal meeting will be held as a sidebar activity at the Regional Priorities Workshop on 20-22 August 2013.

**Adjournment.** There being no other business, the meeting was adjourned at 1:00pm.

## **A8: LIST OF PRESENTATIONS**

Presentations from the 4<sup>th</sup> MPA Regional Exchange can be viewed electronically at the US CTI Support Program Integration Portal at [www.uscti.org](http://www.uscti.org) under the Workspaces Section. Photos from the Exchange can also be viewed at the Document Library Section under the Photo Gallery folder and Events sub-folder. To access the portal log in through username: **coral** and password: **triangle** (non-case sensitive).

- 1) Overview  
*Presented by: Mr. William Jatulan (USCTI)*
- 2) Linking Management Actions to Conservation Results: Examples from the Philippines  
*Presented by Dr. Alan White with data inputs from A Maypa, V Magdaong, A.P. Aliño, A White and others*
- 3) Purpose and Need of Establishing Management Standards: Monitoring and Evaluation for Improving Management Effectiveness of MPA Networks  
*Ms Anne Walton (NOAA)*
- 4) CTMPAS Framework and Action Plan  
*Presented by: Dr. Alan White (TNC/CTSP)*
- 5) MPA Network Effectiveness Assessment Tool  
*Ms Vera Horigue (JCU)/Presented by Ms. Lynette Laroya (DENR/Philippines)*
- 6) Towards Effective Management of MPAs in Indonesia  
*Presented by: Mr Handoko Adi Susanto (Indonesia)*
- 7) Marine Park Malaysia  
*Presented by: Datin Shahima Abdul Hamid (Malaysia)*
- 8) Development of Regional MPA Management Effectiveness Tool in Support of CTMPAS  
*Presented by: Ms Lynette Laroya (Philippines)*
- 9) Marine Protected Areas and Systems in PNG  
*Presented by: Mr. Newell M. Sinaigawi (PNG)*
- 10) MPA Systems: Solomon Islands Progress to Date  
*Presented by: Mr. Peter Kenilorea (Solomon Islands)*
- 11) Overview of CTI Monitoring and Evaluation System in Relation to the CTMPAS  
*Presented by: Dr. Alan White (TNC/CTSP)*
- 12) Management Effectiveness and CTMPAS  
*Presented by: Dr. Rebecca Weeks (JCU)*
- 13) Marine Protected Areas and Systems in PNG  
*Presented by: Mr. N.M. Sinaigawi*
- 14) Introduction to the CT Atlas  
*Presented by: Ms Nurulhuda Ahmad Fatan*
- 15) CT Atlas Walkthrough  
*Presented by: Ms Shwujiau Teoh*
- 16) MEAT Results for Malaysia



## A9: MPA REX4PARTICIPANT EVALUATION RESULTS

To what extent did this REX meet its objectives:	Ave. n=18	Consolidated Comments
Share experiences and understand the status and context of progress on MPA networks/systems in each of the CT countries	4.1	<ul style="list-style-type: none"> <li>● Its very useful to learn from each country practices; It is good platform in knowledge sharing; sharing helps us to move up or improve our ME process - we learn from others; representatives from other countries shared status; as new comer to this meeting, I get the current and updated progress; first time and was trying to "grasp" the developments; opportunity given during workshop for countries to tell stories, experiences; better understanding on experiences from other countries; yes, but not really focus on MPA Network/systems (limited discussion), the course focus on MPA Management Effectiveness and CTMPAS Framework; not only focus on MPA networking; not really focus on MPA network;</li> </ul>
Review and update the status of the CTMPAS framework and its adoption		<ul style="list-style-type: none"> <li>● The framework was revised and took into consideration all countries inputs; Almost finalized, just need some touch up; almost there &amp; by end of the week - done; much unclarified/uncertain decisions made clarified and consensually accepted; very good and lively discussion to get common and agreed framework; opportunity for MPA practitioners and resource persons to provide experiences/practical options for CTMPAS; presentation of framework made clearer; yes, the course comprehensive review and update on CTMPAS framework; many important notes gathered; yes, get better understanding of CTMPAS Framework;</li> </ul>
Review and/or develop tools on national MPA management effectiveness system for countries that are still developing its system	3.9	<ul style="list-style-type: none"> <li>● Yet to develop; SI and PNG still moving; the sessions were useful and pressed to design our roadmap to deve3lop ME for own respective countries; it is really good to get impression through face-to-face communication; countries learning from each other on progress/processes/status of MPA ME Systems; better understanding of ME and how it works; open to share from country; yes, better understanding;</li> </ul>
Identify common management effectiveness parameters from national systems as basis to develop a regional Management Effectiveness Tool	4.1	<ul style="list-style-type: none"> <li>● meet the objectives; wide understanding of commonalities and differences; this objective is achieved; all concern were taken; common understanding on proposed regional criteria building from national level system; the course come up with several agreed parameters on MPA management effectiveness at the regional level; common basis from three pillar: ecology, socioeconomics, governance - good discussion and understanding;</li> </ul>
Agree on generally acceptable standards for regional level MPA Management Effectiveness indicators for inclusion in CTMPAS framework	4.0	<ul style="list-style-type: none"> <li>● Agreed; decision on consensus &amp; constructive contribution; 1 or 2 countries will adapt different ME tools and may cause difficulty in a fair selection/nomination for regional level MPA categories; good discussion and facilitation; however needs more understanding; presentation clear; good sharing and discussion</li> </ul>
Share progress on implementation, evaluation and management results from the Philippine Network Effectiveness Assessment Tool	4.0	<ul style="list-style-type: none"> <li>● The presentation is well and clear; very useful; great job done by the Philippines; show/inform of gap needed and action needed to catch up with other countries (e.g. Indonesia and Philippines); ok, quite informative; case study relevant; opportunity for us to see how it is tested in sites; good sharing - to consider with national tools; better understanding of the MEAT implementation in the Philippines;</li> </ul>
Review and harmonize standard management effectiveness tools regionally used by funding institutions (i.e. GEF's Tracking Tool, World Bank scorecard, etc.); identify the appropriateness for application within the CTI national and/or regional Management Effectiveness frameworks	3.1	<ul style="list-style-type: none"> <li>● This is not discussed in depth; need more information because it is just brief and snapshot information; fairly presented; there was no deep review/presentation on each existing ME tools; just brief, need for information for country that still need to develop its tools --- especially for networking MPA ME tools; just brief introduction; I don't think we discussed harmonization in more detailed manner;</li> </ul>

To what extent did this REX meet its objectives:	Ave. n=18	Consolidated Comments
Set target number of areas under effective management as basis in measuring indicator 3.4 of the CTI M&E Monitoring System	3.2	<ul style="list-style-type: none"> <li>• Not indepthly discussed nor finalized; good discussion; good point for discussion</li> </ul>
Finalize and agree on the first round of nomination site criteria and process for the CTMPAS components	4.1	<ul style="list-style-type: none"> <li>• yes, finalize; good decision achieved; good facilitation; regional criteria on CTMPAS sites nomination is agreed good sharing and discussion; yes get better understanding;</li> </ul>
Conduct an MPA Technical Working Group meeting to review and endorse results	4.2	<ul style="list-style-type: none"> <li>• Priority activity</li> </ul>
To what extent did the MPA REX meet your expectations, and why?	4.1	<ul style="list-style-type: none"> <li>• Most targets were achieved; catalyse for national framework for ME System; update and share of MPA ME &amp; country progress; considering that I attended only REXI, the summaries and documentation, looked on the knowledge gaps and issues were clarified; set out clear way ahead for effective MPA management</li> </ul>
How useful were the session on “Linking Management Actions to Conservation Results” presentations? What would you want different?	4.1	<ul style="list-style-type: none"> <li>• ok; groundbreaking, will be implemented; more time allocation;</li> </ul>
How useful was the session on “the Concept of Management Effectiveness”? What would you want different?	3.9	<ul style="list-style-type: none"> <li>• we shared a lot and understand more; very clear; just brief introduction;</li> </ul>
How useful was the session on “the CTMPAS Framework”? What would you want different?	3.9	<ul style="list-style-type: none"> <li>• More country inputs to all sections; good;</li> </ul>
How useful was the session on “Country Presentations on the MPA ME”? What would you want different?	4.0	<ul style="list-style-type: none"> <li>• Learn and knowledge sharing;</li> </ul>
How useful was the session on “Special Presentation on the Design of MPAs and Developing Regional Level Management Effectiveness Standards”? What would you want different?	3.9	<ul style="list-style-type: none"> <li>• Enriched my knowledge; useful because it showed link to effective MPA</li> </ul>
How useful was the session on “CTI Monitoring and Evaluation System”? What would you want different?	3.8	<ul style="list-style-type: none"> <li>•</li> </ul>
How useful was the session on “CT Atlas”? What would you want different?	4.3	<ul style="list-style-type: none"> <li>• Understand their role and country responsibility towards achieving CTMPAS framework; CT Atlas to consult country NCC prior to uploading country information/MPA sites; great</li> </ul>
How useful was the “CTMPAS Refinement Sessions”? What would you want different?	4.1	<ul style="list-style-type: none"> <li>• Good, much time for discussions</li> </ul>
How useful was the “Action Planning Sessions”? What would you want different?	4.0	<ul style="list-style-type: none"> <li>• well done, good more, more discussions;</li> </ul>
How effective was the overall facilitation and management of the workshop? What would you want different?	4.1	<ul style="list-style-type: none"> <li>• Very effective, the resource team are very helpful and knowledgeable; better if there is field trip; great</li> </ul>

To what extent did this REX meet its objectives:	Ave. n=18	Consolidated Comments
How appropriate was the length of the course— too long, too short or just right?	3.9	<ul style="list-style-type: none"> <li>• just right; I find the course length too long. But there was no way of getting away from this because of the workshop process; not too long, not too short, so OK</li> </ul>
How appropriate was the amount and relevance of information provided? (Binder, Presentations, E-Files)	4.3	<ul style="list-style-type: none"> <li>• very appropriate; thumbdrive too small; enough</li> </ul>
Did we provide enough opportunity for participant discussion, questions and participation (use of time)?	4.2	<ul style="list-style-type: none"> <li>• Just right timing;</li> </ul>
On a scale of 1 to 10 with 10 being the best, what is your rating of the course?	8.4	<ul style="list-style-type: none"> <li>• I would rate this course high in everything - organizing, materials, programmesetc</li> </ul>
Please provide any further comments, suggestions or ideas you may have.		<ul style="list-style-type: none"> <li>• Hope to continue to have MPA Regional Exchange program in the future or annually; very relax and with constructive and informative discussion from participants and resource people; all is good; make it more energizing when participants are tired; levels of development very different, three are way ahead and others are behind, discussions/facilitation must understand and lead accordingly; thank you for the facilitation; a well designed workshop; Although workshop program was designed before, any change based on participant input should be considered to refine agenda, discussion topic, etc hence making the workshop more effective;</li> </ul>